

# 揭阳职业技术学院



## 教案

课程： 英语语音一 任课教师： 江婉丽

专业： 小学英语教育 班级： 专本协同 252 班

学期授课计划时数： 32 课时

Chapter	Unit 1 Vowels (1)
Teaching Objective	a. Students have a general idea about what is to learn in this course; b. Students know how to learn well in this course. c. Students know some organs of speech. d. Students can pronounce 4 front vowels correctly; e. Students can read words and sentences with the above sounds correctly; f. Cultivate the students the spirit of the constant pursuit of excellence (思政目标) .
Teaching Focus	Pronouncing each front vowel correctly.
Teaching Difficulty	To know how to pronounce the pure vowels correctly.
Teaching Duration	4 periods
Teaching Method	Explaining and practice
Assignment	Pronounce the front vowels and read some sentences.

### Teaching procedures:

Step 1 Self-introduction and free talk

Step 2 Introduction to this course (思政元素 Inspire students the spirit of the constant pursuit of excellence)

#### 1. English Phonetics

A. Introduction: Phonetics is the study and science of speech sounds. It is a branch of linguistic studies.

B. Three component factors:

- The sounds                      发音 (音)                      基础
- The rhythm                      节奏 (律)                      骨架
- The intonation                      语调 (调)                      灵魂

#### 2. Classification of English Phonemes (44)

20 vowels				
12 pure vowels			8 diphthongs	
Front V	Central V	Back V	Centring D	Closing D
/i:/ /ɪ/ /e/ /æ/	/ɜ:/ /ə/ /ʌ/	/u:/ /ʊ/ /ɔ:/ /ɒ/ /ɑ:/	/ɪə/ /eə/ /ʊə/	/aɪ/ /eɪ/ /ɔɪ/ /əʊ/ /aʊ/

2. 英语辅音分类表

按发音方法分	按发音器官分		齿音		齿龈后音		硬腭齿龈音		软腭音		声门音	
	双唇音	唇齿音	清	浊	清	浊	清	浊	清	浊	清	浊
爆破音	p b				t d						k g	
摩擦音		w f v θ ð	s z		r ʃ ʒ			j			h	
鼻音	m				n						ŋ	
破擦音					ts dz tr dr tʃ dʒ							
舌边音					l						r	

### 3. Study Method

- ✓ To listen carefully and attentively and to hear accurately phonemes stresses, and tunes
- ✓ To imitate
- ✓ Theory + practice
- ✓ Chanting the exercises on stress patterns while beating the time with hands
- ✓ Review and sum up the important points for correctly pronouncing each phoneme

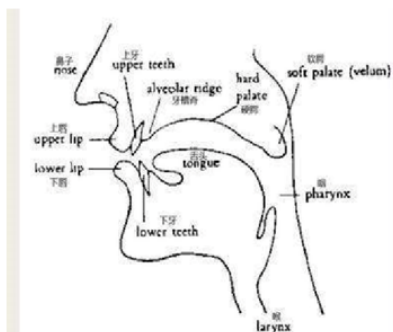
### 4. The International Phonetic Alphabet

The International Phonetic Alphabet (IPA) 国际音标

Phonemic symbols should be put in two slanting bars //.

### 5. Organs of Speech (发音器官)

#### Description of the Speech Organs



发音器官主要分三个部分

A. 喉部 B. 口腔 C. 鼻腔

#### A. 喉部的发音器官:

1. 气管;
2. 声带 (包括声门);
3. 会厌软骨;

#### B. 口腔的发音器官:

4. 舌: 舌端、舌前、舌后、舌根
5. 上、下唇
6. 上、下齿
7. 上、下齿龈
8. 硬腭
9. 软腭
10. 小舌

- C. 鼻腔

Step 3 Have Ss read the **Lead-In** passage to learn about RP and read some words which are easy to be mispronounced.

词尾吞音: nineteenth, languages, variations

词重音错误: educated, specific, broadcasting, pronunciation, various

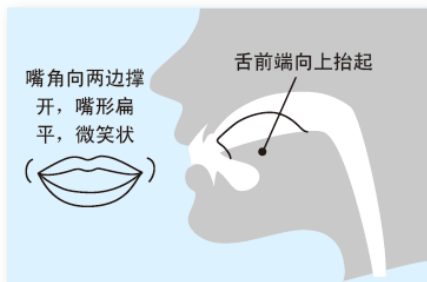
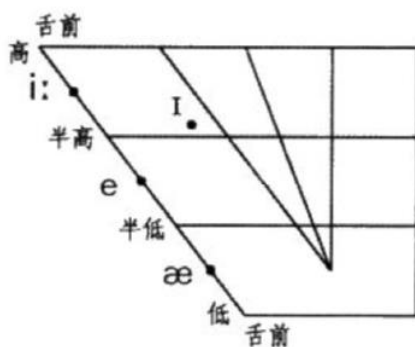
Step 4 Have Ss learn to pronounce the front vowels correctly.

### 1. Definition of Front Vowels

Vowels produced with the front part of the tongue are called front vowels.

There are four front vowels in English: /i:/ /ɪ/ /e/ /æ/.

### 2. Front Vowel /i:/



A. 发音方法描述: 舌尖抵下齿龈, 舌前端向硬腭抬高, 舌位是四个前元音中最高的。发音时, 双唇向两旁延伸至扁平形, 肌肉保持紧张。

B. Problems in producing /i:/: 短音化, 音长不够。例如: beat /bit/

/i:/发音偏“依”。例如: speech /sp 依 tʃ/。

C. The Spellings of Front Vowel /i:/:

ee: feet breeze creep jeep

ea: bean pea seat please

e: she these he me

ei: deceive receive ceiling

ie: thief relieve field believe

ey: key

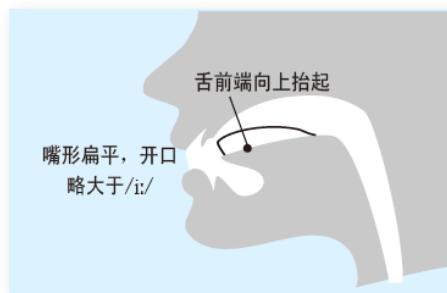
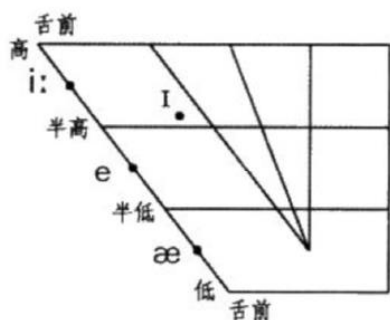
D. The Length of the Front Vowel /i:/:

In similar context, English long vowels have the same length with the diphthongs, and they are two times longer than the short vowels.

(1) Long vowels are longer when final or followed by a voiced consonant than when followed by a voiceless consonant, e.g. fee, feed, feet

(2) Long vowels in stressed syllables are longer when final than when followed by an unstressed syllable or syllables, e.g. meet, meeting

### 3. Front Vowel /ɪ/



A. 发音方法描述：舌尖抵下齿龈，舌前端向上稍抬起，舌位低于/i:/，位置偏后。嘴唇略开，呈扁平状。

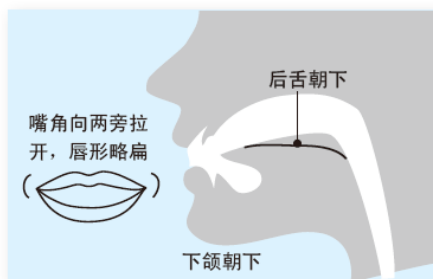
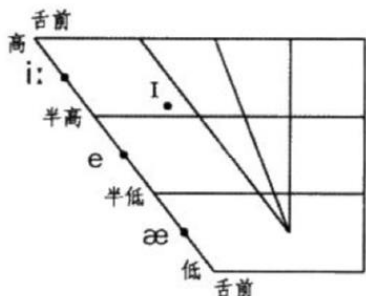
B. Problems in producing /ɪ/:

- 长音化，短元音音长过长。例如：big /bi:g/
- 他音化，发音偏/eɪ/。例如：city /'sɪteɪ/。

C. The Spellings of Front Vowel /ɪ/

- i: pill bill pin film
- y: twenty thirsty busy marry
- ey: monkey money

### 4. Front Vowel /e/



A. 发音方法描述：舌尖抵下齿，舌前部稍稍抬起，但舌位低于/ɪ/，口型扁平，上下齿间可容下自己的食指尖。

B. Problems in producing /e/

- 受母语影响。例如：“men”读成/mən/, 像汉语中的“门”，“pen”读成/pən/, 像汉语中的“盆”
- 他音化。例如：/e/读成/æ/或双元音/eɪ/, /aɪ/

C. The Spellings of Front Vowel /e/

e: check bed net ten

a: any

ea: dead heaven health bread

ai: said

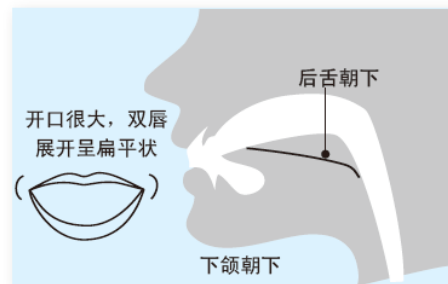
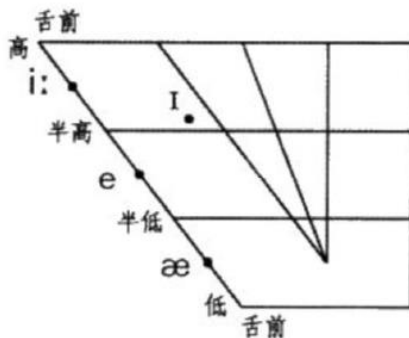
ay: says

ie: friend

D. Comparison of /e/ Between GA and GB

E. /e/ is usually written as /ɛ/ for the same sound in American English.

5. Front Vowel /æ/



A. 发音方法描述：发音时舌尖抵下齿，舌前部稍抬起，舌位较低，扁平唇形，舌位比/e/更低。双唇向两边平伸开口很大，上下齿间可容纳两指。短音，急促有力。

B. Problems in producing /æ/

- 受母语影响。例如：/æ/读作汉语中的“埃”。汉语中没有这个音
- 双元音化。例如：读成双元音/aɪ/

C. The Spellings of Front Vowel /æ/

a: ant mad cash apple family  
happy hat pack dad bag

D. The Length of the Front Vowel /æ/

Short vowel /æ/ is quite long when followed by voiced consonants, esp., in the

adjectives ending in “-ad”, and in some nouns, e.g. glad, sad, man

E. Comparison of /æ/ Between GA and GB

/ɑ:/ is usually pronounced as /æ/ when it appears before /f/, /s/, /n/, /θ/ in GA.

Step 5 Have Ss do some exercises in the textbook.

1. Listen and practice lengthening the vowel sounds shown in CAPITAL LETTERS.
2. Listen and mark the stress patterns of some words.
3. Distinguish vowel sounds. Listen and practice the difference.
4. Listen and circle the words they hear. Then practice reading them.
5. Practice reading the sentences in Tongue Twister.
6. Listen to Conversation 1, answer some questions and then practice it with classmates.
7. Listen to Conversation 2, answer some questions and then practice it with classmates.

**Homework:**

1. Read *Tongue Twister* on P7, Conversations on P8 & P9.
2. 练习后录音，在学习通上提交作业：
  - (1)请读出四个前元音。
  - (2)请读出以下句子：
    - A. Come to TEA with ME.
    - B. He ATTACKED the MAN in the VAN with a FAN.
    - C. Did you fill it?
    - D. Ted sent Fred ten hens yesterday, so Fred's fresh bread is ready already.

Chapter	Unit 2 Vowels (2)
Teaching Objective	a. Students can pronounce central vowels and back vowels correctly; b. Students can read words and sentences with the above sounds correctly. c. Cultivate students' interest in the learning of pronunciation and cultural confidence (思政目标)
Teaching Focus	Pronouncing each central vowel and back vowel correctly.
Teaching Difficulty	To know how to pronounce the central vowels and back vowels correctly
Teaching Duration	4 periods
Teaching Method	Explaining and practice
Assignment	Pronounce the vowels and read some words and sentences.

### Teaching procedures:

Step 1 Have Ss read the **Lead-In** passage to learn about England's Afternoon Tea, and read some words which are easy to be mispronounced.

词尾吞音: started

没掌握不完全爆破: Bedford

加音: soon

与其他单词读音混淆: southern, where

Step 2 Have students talk about Tea culture in China. (思政元素 Inspire Students' cultural confidence)

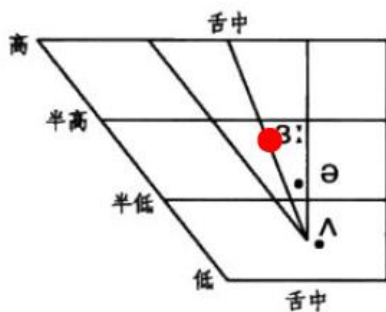
Step 3 Have Ss learn to pronounce the central vowels correctly.

#### 1. Definition of Central Vowels

Vowels produced with the central part of the tongue are called central vowels.

There are three central vowels in English: /ɜ:/ /ə/ /ʌ/.

2. **Central Vowel /ɜ:/**: a long, half-close and half-open, un-rounded, tense central vowel



A. 发音方法描述：舌位抬高，舌身后缩并放平，口形微张，双唇扁平，双唇肌肉较紧张。发音延续较长。

B. Problems in Producing /ɜ:/

- 短音化，音长不够。例如：served /səvd/
- 扁唇前驱。例如：work /wɔ:k/

C. The Spellings of Central Vowel /ɜ:/

<b>ur:</b>	turkey	survey	turtle
<b>er:</b>	internal	convert	persevere
<b>ir:</b>	first	confirm	circus
<b>or:</b>	work	word	worship
<b>ear:</b>	earth	search	pearl

D. The Length of the Central Vowel /ɜ:/

In similar context, English long vowels have the same length with the diphthongs, and they are two times longer than the short vowels.

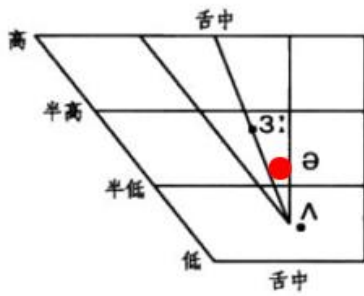
(1) Long vowels are longer when final or followed by a voiced consonant than when followed by a voiceless consonant, e.g. fur, furs, furze

(2) Long vowels in stressed syllables are longer when final than when followed by an unstressed syllable or syllables. E.g. earth, earthen

E. Comparison of /ɜ:/ Between GA and GB

GA 中有一个出现在重读音节的卷舌元音/ɜ:/与 GB 中的平舌元音/ɜ:/相对应。即凡是 GB 发/ɜ:/的地方，GA 发/ɜ:/。

### 3. Central Vowel /ə/: a short, half-open, un-rounded, lax, central vowel.



A. 发音方法描述：舌身放平，舌中部抬起，口形微开，双唇扁平，双唇肌肉放松。

/ə/音只出现在非重读音节中，人们称之为“非重读央元音”(schwa)。

#### B. Problems in Producing /ə/

- 长音化，音长过长。例如：afternoon /ɑ:ftɜ:ˈnu:n/
- 母语化：读成“饿”。例如：delicious /dɪˈlɪʃ 饿 s/

#### C. The Spellings of Central Vowel /ə/

**er:** tiger father manager  
**o(u)r:** humo(u)r factor favo(u)r  
**ar:** regular grammar  
**ure:** future gesture picture

#### D. Weak Form of Central Vowel /ə/

Sometimes, the grammatical words, such as “and”, “to”, “of”, “can”, etc. can be read in a weak form, that is to use /ə/ (schwa) to replace the original vowels.

	Strong	Weak
and	/ænd/	/ənd/
to	/tu:/	/tə/
of	/ɒv/	/əv/
can	/kæn/	/kən/
for	/fɔ:/	/fə/
that	/ðæt/	/ðət/

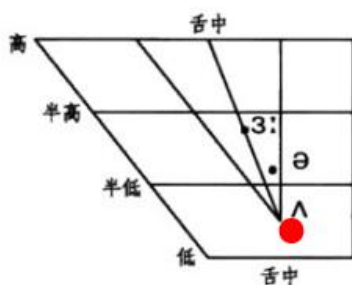
#### E. Comparison of /ə/ Between GA and GB

GA 中有一个出现在轻读音节的卷舌元音/ə/, 与 GB 中的平舌元音/ə/相对应。

即凡是 GB 发/ə/的地方，GA 发/ǝ/。

	GA	GB
better	/'betǝ/	/'betə/
folder	/'fəuldǝ/	/'fəuldə/
grammar	/'græmə/	/'græmə/
doctor	/'dɒktǝ/	/'dɒktə/

4. **Central Vowel /ʌ/:** a short, half-open and open, un-rounded, lax, central vowel.



A. 发音方法描述：舌身低平，舌中端稍稍抬起，口型稍扁，嘴唇较放松。

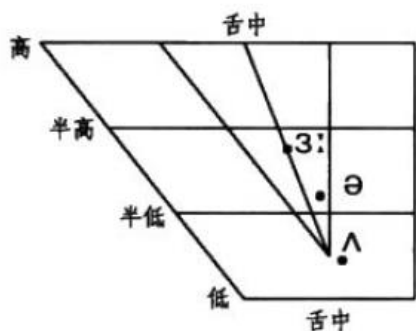
B. Problems in Producing /ʌ/

- 长音化，音长过长。例如：bus /bɑ:s/
- 母语化：与“阿”混淆。例如：duck /d 阿 k/

C. The Spellings of Central Vowel /ʌ/

- u: bus but brush
- o: love other stomach
- ou: southern young touch
- oo: blood flood

5. **Summary:** Central Vowels



1. The central part of the tongue is raised.
2. It is raised towards the dividing line between the hard palate and soft palate.
3. The lips are held in a neutral position, neither rounded nor spread.

Step 4 Have Ss do some exercises in the textbook.

1. Listen and practice lengthening the vowel sounds shown in CAPITAL LETTERS.
2. Listen and mark the stress patterns of some words.
3. Distinguish vowel sounds. Listen and practice the difference.
4. Listen and circle the words they hear. Then practice reading them.
5. Practice reading the sentences in Tongue Twister.
6. Read some words on P17, paying attention to the strong and weak forms.
7. Listen to Conversation 1, answer some questions and then practice it with classmates.
8. Listen to Conversation 2, answer some questions and then practice it with classmates.

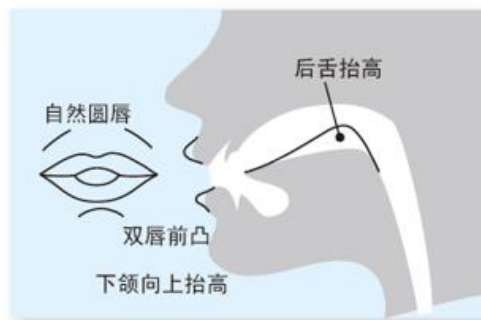
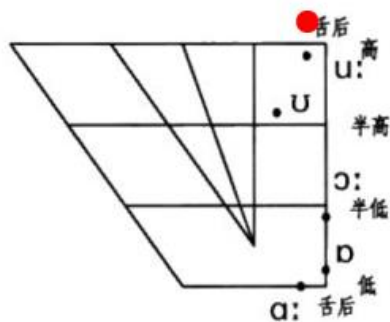
Step 5 Have Ss learn to pronounce the back vowels correctly.

### 1. Definition of Back Vowels

Vowels produced with the back part of the tongue are called back vowels.

There are five back vowels in English: /u:/ /ʊ/ /ɔ:/ /ɒ/ /ɑ:/.

### 2. Back Vowel /u:/: a long, close, rounded, tense back vowel.



- A. 发音方法描述：舌身后缩，舌后部尽量抬起，口形较小较圆、较突出，发音延长。
- B. Problems in Producing /u:/:
  - 短音化，音长不够。例如：mood /mʊd/
  - 与汉语“雾”“乌”混同。例如：mood /m 雾 d/
- C. The Spellings of Back Vowel /u:/:

o: movie            lose            do  
 u: student        truth           rule            rude  
 oo: fool            moon           noodle        school  
 oe: shoe  
 ou: group        you  
 ue: blue            clue  
 ui: juice            fruit

D. The Length of the Back Vowel /u:/

In similar context, English long vowels have the same length with the diphthongs, and they are two times longer than the short vowels.

Long vowels are longer when final or followed by a voiced consonant than when followed by a voiceless consonant.

E.g. too        tooth

E. Comparison of /u:/ Between GA and GB

在英语的一些词中，凡是出现在字母 t, d, n, l, 后面的字母 u 或 ew 或者 eu, GA 中常念为/u:/, 而在 GB 中常念为/ju:/。

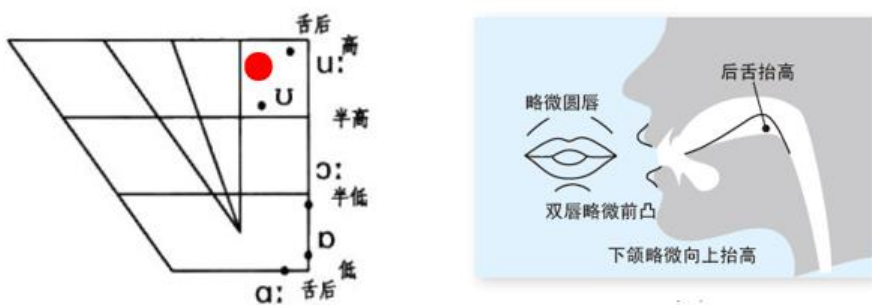
	GA	GB
tube	/tu:b/	/tju:b/
duty	/'du:ti/	/'dju:ti/
new	/nu:/	/nju:/
student	/'stu:dnt/	/'stju:dnt/

F. Yod-coalescence (硬颚无擦通音联合发音)

In GB, /dj/ sound is also commonly pronounced as /dʒ/, and /tj/ is commonly pronounced as /tʃ/. This process is called Yod-coalescence.

	GA	GB
tube	/tu:b/	/tʃu:b/
duty	/'du:ti/	/'dʒu:ti/

3. **Back Vowel /ʊ/:** a short, half-close, rounded, lax back vowel.



A. 发音方法描述：舌身后缩，舌后部抬起，口形收圆，稍微突出，比/u:/的口形略放松，发音短促。

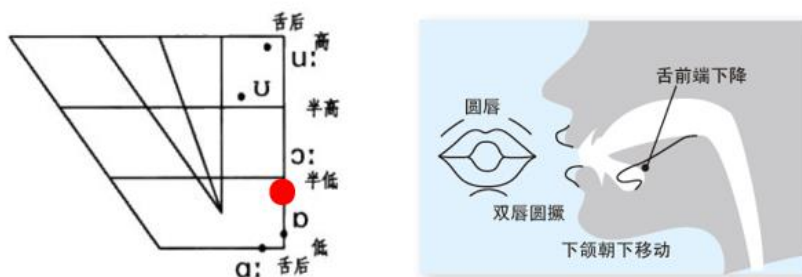
B. Problems in Producing /ʊ/

○ 与汉语“雾”“乌”混同。例如：good /g 雾 d/

C. The Spellings of Back Vowel /ʊ/

- o: wolf women
- u: push pull put butcher
- oo: good wood cookie cook
- oul: could would should

4. **Back Vowel /ɔ:/:** a long, half-open, rounded, tense back vowel.



A. 发音方法描述：发音时舌往后缩，舌尖远离下齿龈，圆唇，开口比/ʊ/大，比/ɒ/要小。注意发音过程中口型没有变化。

B. Problems in Producing /ɔ:/

- 短音化，音长不够。例如：shortcut /'ʃɒtkʌt/
- 双元音化：发音偏/aʊ/。例如：sport /spaʊt/

C. The Spellings of Back Vowel /ɔ:/

- a: water
- or: horse shorts sport store corn lord

al: ball call hall wall talk walk  
 au: autumn author  
 aw: law dawn draw lawn  
 oor: door floor  
 our: four pour

D. The Length of the Front Vowel /ɔ:/

In similar context, English long vowels have the same length with the diphthongs, and they are two times longer than the short vowels.

Long vowels are longer in stressed syllables than in unstressed syllables.

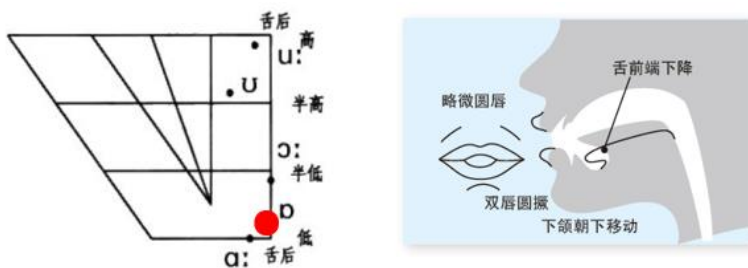
record (v.)	record (n.)
<u>/rɪ'kɔ:d/</u>	<u>/'rekɔ:d/</u>

E. Comparison of /ɔ:/ Between GA and GB

In GB, the letter “r” will not be pronounced unless it appears at the beginning of a word or is followed by a vowel. However, in GA, “r” will be pronounced wherever it shows.

	GA	GB
horse	<u>/hɔ:r:s/</u>	<u>/hɔ:s/</u>
door	<u>/dɔ:r/</u>	<u>/dɔ:/</u>
four	<u>/fɔ:r/</u>	<u>/fɔ:/</u>

5. Back Vowel /ɒ/: a short, open, rounded, lax back vowel.



A. 发音方法描述： /ɒ/是后元音，短元音，发音时口要张大，开口比/ɔ:/大。注意发音过程中口型没有变化。

B. Problems in Producing /ɒ/

- 双元音化

与/əʊ/混淆, 例如: operate/'əʊpəreit/ modest /'mɒdɪst

与/aʊ/混淆, 例如: top /taʊp/ dot/ daʊt/

注意发音过程口型保持不变。

C. The Spellings of Back Vowel /ɒ/

o: office cock frog

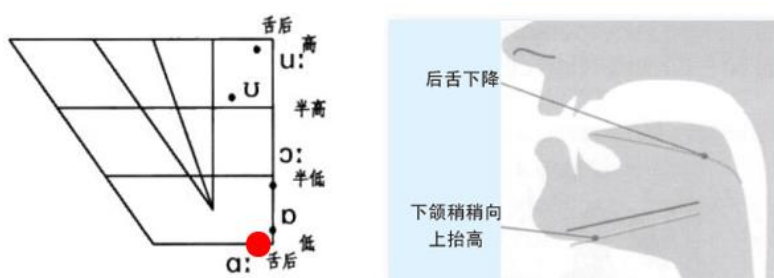
a: watch want wander

D. Comparison of /ɒ/ Between GA and GB

In GB, /ɒ/ is produced with round lips while in GA, it is pronounced like /ɑ:/ sound, and the lips are more open.

	GA	GB
office	/ɑ:fɪs/	/ɒfɪs/
job	/dʒɑ:b/	/dʒɒb/
object	/'ɑ:bdʒɪkt/	/'ɒbdʒɪkt/

6. Back Vowel /ɑ:/: a long, open, un-rounded, tense back vowel.



A. 发音方法描述: 口要大张着, 舌身平后缩, 舌尖离下齿, 唇形自然搁。注意发音时把嘴张大, 舌尖离开下齿。舌身平放并后缩, 不要带圆, 长音要长。

B. Problems in Producing /ɑ:/:

- 扁唇化: /ɑ:/: 偏音为/ʌ/. 例如: forecast /'fɔ:kʌst/
- 受母语影响, 读成“啊”。例如: last /l 啊 st/

C. The Spellings of Back Vowel /ɑ:/:

a: class answer staff

ar: hard smart farm

au: laugh laughter aunt

D. Comparison of /ɑ:/: Between GA and GB

In GB, the letter “r” will not be pronounced unless it appears at the beginning of a word or is followed by a vowel. However, in GA, “r” will be pronounced wherever it shows.

	GA	GB
smart	<u>/smar:t/</u>	<u>/sma:t/</u>
sharp	<u>/ʃar:p/</u>	<u>/ʃɑ:p/</u>
hard	<u>/har:d/</u>	<u>/hɑ:d/</u>

Step 6 Have Ss do some exercises in the textbook.

1. Listen and practice lengthening the vowel sounds shown in CAPITAL LETTERS.
2. Listen and mark the stress patterns of some words.
3. Distinguish vowel sounds. Listen and practice the difference.
4. Listen and circle the words they hear. Then practice reading them.
5. Practice reading the sentences in Tongue Twister.
6. Listen to Conversation 1, answer some questions and then practice it with classmates.
7. Listen to Conversation 2, answer some questions and then practice it with classmates.

**Homework:** (练习后录音, 在学习通上提交作业)

请朗读以下单词和句子:

- (1) sheep, ship; feet, fit
- (2) head, had; merry, marry
- (3) fool, full; food, good
- (4) court, cot; nought, not
- (5) first, person, bird, term
- (6) about, produce, picture, better
- (7) sun, come, cut, does
- (8) party, last, far, cart
- (9) He was late for school. (注意: was 和 for 用弱读形式)
- (10) As a matter of fact, ... (注意: as, a 和 of 用弱读形式)

Chapter	Unit 3 Vowels (3) & Summary
<b>Teaching Objective</b>	a. Students can pronounce diphthongs correctly; b. Students can read words and sentences with closing diphthongs and centring diphthongs correctly. c. Cultivate students' interest in the learning of pronunciation and cultural confidence (思政目标)
<b>Teaching Focus</b>	Pronouncing each closing diphthong and centring diphthong correctly.
<b>Teaching Difficulty</b>	To know how to pronounce the diphthongs correctly.
<b>Teaching Duration</b>	6 periods
<b>Teaching Method</b>	Explaining and practice
<b>Assignment</b>	Pronounce the diphthongs and read some words and sentences.

### Teaching procedures:

Step 1 Have Ss read the **Lead-In** passage to learn about trains in Britain, and read some words which are easy to be mispronounced.

动词和名词发音混淆: survey (n. / v.)

双元音单元音化: however

单元音双元音化: back

Step 2 Have students talk about high-speed train in China. (思政元素 Inspire Students' cultural confidence)

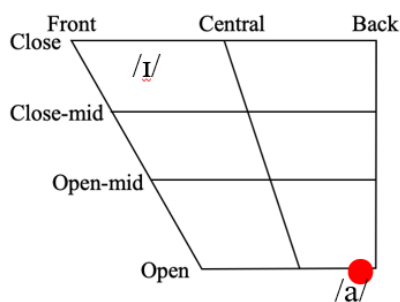
Step 3 Have Ss learn to pronounce closing diphthongs correctly.

#### 1. Definition of Closing Diphthongs

Closing diphthongs are diphthongs produced with the mouth opening rather large at the beginning and then becoming narrower as the tongue moves from the first sound towards the second sound.

There are five closing diphthongs: /aɪ/ /eɪ/ /ɔɪ/ /əʊ/ /aʊ/.

## 2. Closing Diphthong /aɪ/:



**A. 发音方法描述:** 从低舌位、口型大的/a/向高舌位、口型小的/ɪ/进行滑动。发音时应注意口型从开到合的滑动。/a/的发音音长较长，发音清晰，/ɪ/发音音长较短，发音模糊。

**B. Problems in producing /aɪ/**

- 单音化。例如: five /fɔv/
- 母语化。例如: time /t 爱 m/

**C. The Spellings of Closing Diphthong /aɪ/**

**i:** bike            smile            exciting

**y:** shy            try            reply

**igh:** night            flight            bright

**ei:** neither            either            Einstein

**D. The Length of the Closing Diphthong /aɪ/**

In similar context, English diphthongs have the same length with the long vowels, and they are two times longer than the short vowels.

(1) Diphthongs in stressed syllables are longer when final than when followed by an unstressed syllable or syllables, e.g.

sky	skype
/skaɪ/	/skaɪp/

(2) Diphthongs are longer in stressed syllables than in unstressed syllables, e.g.

rely	ice-cream
/rɪ'laɪ/	/aɪs'kri:m/

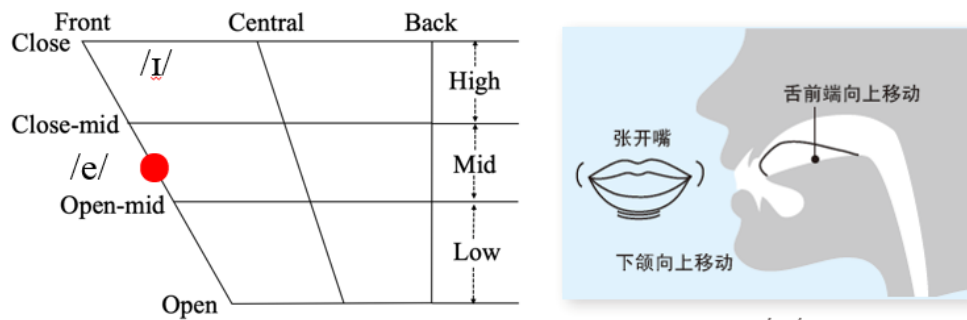
(3) Diphthongs are longer when final or before voiced consonants than before

voiceless consonants, e.g.

bright	bride
/'brɪt/	/'braɪd/

### 3. Closing Diphthong /eɪ/

#### A. Movements of the Organs of Speech



B. 发音方法描述：从低舌位、口型较大的/e/向高舌位、口型小的/ɪ/进行滑动。发音时应注意口型从开到合的滑动。/e/的发音音长较长，发音清晰，/ɪ/发音音长较短，发音模糊。

#### C. Problems in producing /eɪ/

- 单音化。例如：fail /fel/
- 母语化。例如：late /l 诶 t/

#### D. The Spellings of Closing Diphthong /eɪ/

a:	face	plane	famous
ai:	train	sailor	straight
ay:	day	maybe	playground
eigh:	eight	weigh	neighbor
ey:	hey	they	grey

#### E. The Length of the Closing Diphthong /eɪ/

In similar context, English diphthongs have the same length with the long vowels, and they are two times longer than the short vowels.

(1) Diphthongs in stressed syllables are longer when final than when followed by an unstressed syllable or syllables, e.g.

play	plate
<u>/pleɪ/</u>	<u>/pleɪt/</u>

(2) Diphthongs are longer when final or before voiced consonants than before voiceless consonants, e.g.

plate	plaid
<u>/'pleɪt/</u>	<u>/'pleɪd/</u>

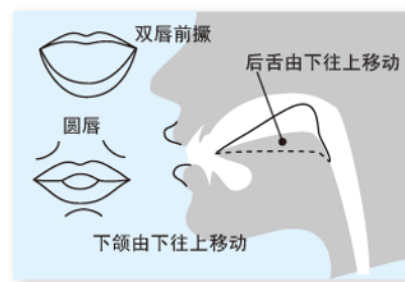
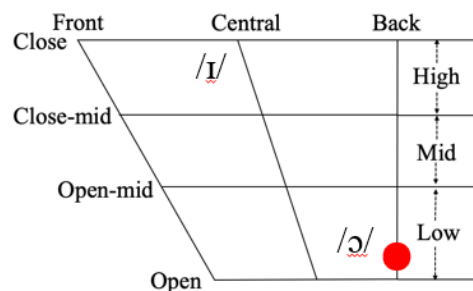
#### F. Comparison of /eɪ/ Between GA and GB

双元音/eɪ/在 GA 中常写作单元音/e/。

	GA	GB
gate	<u>/get/</u>	<u>/geɪt/</u>
cake	<u>/kek/</u>	<u>/keɪk/</u>
fade	<u>/fed/</u>	<u>/feɪd/</u>
<u>say</u>	<u>/se/</u>	<u>/seɪ/</u>

### 4. Closing Diphthong /ɔɪ/

#### A. Movements of the Organs of Speech



B. 发音方法描述：从低舌位、口型较大的/ɔ/向高舌位、口型小的/ɪ/进行滑动。  
发音时应注意口型从开到合的滑动。/ɔ/的发音音长较长，发音清晰，/ɪ/发音音长较短，发音模糊。

#### C. A problem in producing /ɔɪ/

○ 单音化。例如：boil /bɔɪl/

#### D. The Spellings of Closing Diphthong /ɔɪ/

**oi:**   poison      noise      choice

**oy:**   boy          destroy    oyster

## E. The Length of the Closing Diphthong /ɔɪ/

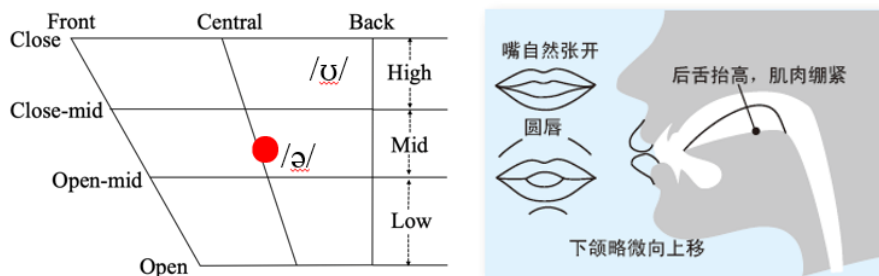
In similar context, English diphthongs have the same length with the long vowels, and they are two times longer than the short vowels.

Diphthongs in stressed syllables are longer when final than when followed by an unstressed syllable or syllables, e.g.

toy	toys
<u>/'tɔɪ/</u>	<u>/'tɔɪz/</u>

## 5. Closing Diphthong /əʊ/

## A. Movements of the Organs of Speech



B. 发音方法描述：从低舌位、口型较大的/ə/向高舌位、口型小的/ʊ/进行滑动。发音时应注意口型从开到合的滑动。/ə/的发音音长较长，发音清晰，/ʊ/发音音长较短，发音模糊。

## C. A problem in producing /əʊ/

- 母语化。例如：boat /b 偶 t/

## D. The Spellings of Closing Diphthong /əʊ/

**o:** globe poster hole  
**oa:** boat boast soap  
**ow:** slow row yellow

## E. The Length of the Closing Diphthong /əʊ/

In similar context, English diphthongs have the same length with the long vowels, and they are two times longer than the short vowels.

(1) Diphthongs in stressed syllables are longer when final than when followed by an unstressed syllable or syllables, e.g.

go	goat
<u>/gəʊ/</u>	<u>/gəʊt/</u>

(2) Diphthongs are longer in stressed syllables than in unstressed syllables.

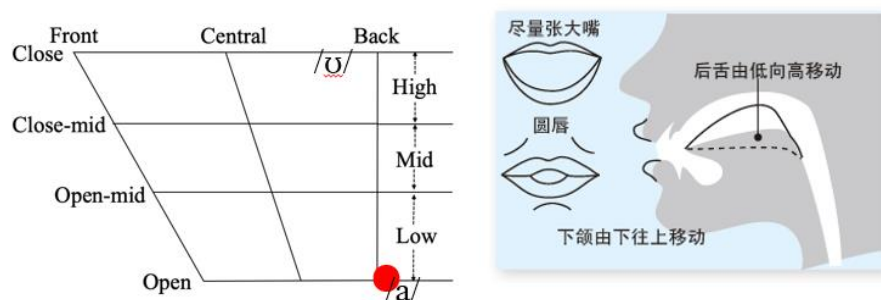
low	window
<u>/ləʊ/</u>	<u>/'wɪndəʊ/</u>

(3) Diphthongs are longer when final or before voiced consonants than before voiceless consonants.

boat	bode
<u>/bəʊt/</u>	<u>/bəʊd/</u>

## 6. Closing Diphthong /aʊ/

### A. Movements of the Organs of Speech



B. 发音方法描述：从前元音、口型较大的/a/向后元音、口型较小的/ʊ/进行滑动。发音时应注意口型从开到合的滑动。/a/的发音音长较长，发音清晰，/ʊ/发音音长较短，发音模糊。

### C. Problems in producing /aʊ/

- 单音化。例如：mouse /mʌs/
- 母语化。例如：cloud /cl 澳 d/

### D. The Spellings of Closing Diphthong /aʊ/

**ou:** cloudy    mouse    house    outside    pronounce

**ow:** town    brown    cow    flower    shower    crowd

### E. The Length of the Closing Diphthong /aʊ/

In similar context, English diphthongs have the same length with the long vowels, and

they are two times longer than the short vowels.

(1) Diphthongs in stressed syllables are longer when final than when followed by an unstressed syllable or syllables, e.g.

how	house
/haʊ/	/haʊs/

(2) Diphthongs are longer when final or before voiced consonants than before voiceless consonants, e.g.

house	Haus
/haʊs/	/haʊz/

Step 4 Have Ss learn to pronounce centring diphthongs correctly.

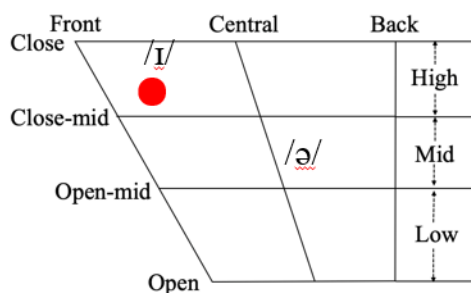
### 1. Definition of Centring Diphthongs

Centring diphthongs are diphthongs produced with the tongue moving from the first sound towards the central vowel /ə/.

There are three centring diphthongs: /ɪə/ /eə/ /ʊə/.

### 2. Centring Diphthong /ɪə/

#### A. Movements of the Organs of Speech



B. 发音方法描述: /ɪ/的发音音长较长, 发音清晰, 滑向中元音/ə/, /ə/发音音长较短, 发音模糊。

#### C. Problems in producing /ɪə/

- 长音化。例如: idea /aɪ'di:ə/
- 增音。例如: beer /bjɪə/

#### D. The Spellings of Centring Diphthong /ɪə/

**e:** serious      cafeteria      experience  
**eer:** peer      career      cheer  
**ear:** ear      weary      spear  
**ea:** area      idea  
**ere:** mere      severe      interfere

E. The Length of the Centring Diphthong /ɪə/

In similar context, English diphthongs have the same length with the long vowels, and they are two times longer than the short vowels.

(1) Diphthongs in stressed syllables are longer when final than when followed by an unstressed syllable or syllables, e.g.

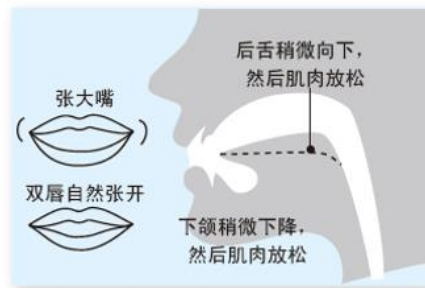
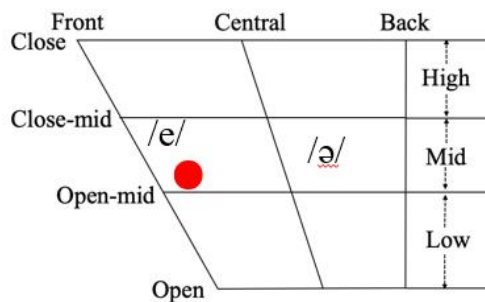
year	years
<u>/jɪə/</u>	<u>/jɪəz/</u>

(2) Diphthongs are longer in stressed syllables than in unstressed syllables.

dear	reindeer
<u>/dɪə/</u>	<u>/'reɪndɪə/</u>

3. Centring Diphthong /eə/

A. Movements of the Organs of Speech



B. 发音方法描述: /e/的发音音长较长, 发音清晰, 滑向中元音/ə/, /ə/发音音长较短, 发音模糊。

C. A problem in producing /eə/

○ 增音。例如: dare /deɪə/

D. The Spellings of Centring Diphthong /eə/

**are:** care      dare      stare  
**air:** pair      hair      repair

**ere:** where there  
**ear:** wear tear pear  
**a:** vary carries daring

E. The Length of the Centring Diphthong /eə/

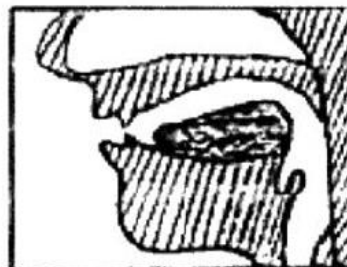
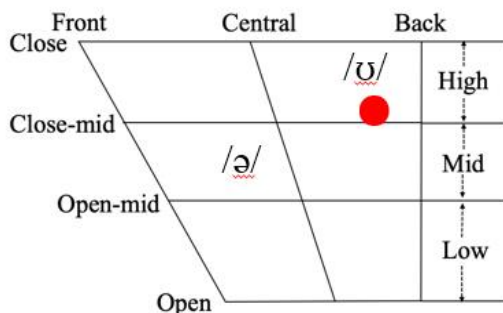
In similar context, English diphthongs have the same length with the long vowels, and they are two times longer than the short vowels.

Diphthongs in stressed syllables are longer when final than when followed by an unstressed syllable or syllables, e.g.

care	careless
<u>/keə/</u>	/'keəlɪs/

4. Centring Diphthong /ʊə/

A. Movements of the Organs of Speech



B. 发音方法描述: /ʊ/的发音音长较长, 发音清晰, 滑向中元音/ə/, /ə/发音音长较短, 发音模糊。

C. The Spellings of Centring Diphthong /ʊə/

**u:** jury rural during  
**ure:** pure sure lure

D. Comparison of Centring Diphthongs Between GA and GB

双元音/ɪə/ /eə/ /ʊə/在 GA 中不加/ə/, 读作/ɪ/ /e/ /ʊ/

	GA	GB
hero	/'hɪro/	/'hɪərəʊ/
Mary	/'mɛrɪ/	/'meərɪ/
during	/'dʒɔrɪŋ/	/'dʒʊərɪŋ/
tourist	/'tɔrɪst/	/'tʊərɪst/
plural	/'plʊrəl/	/'plʊərəl/

Step 5 Have Ss learn the key terms in Summary of Vowels. T explains when necessary.

- Vowels

- Monophthongs
- Diphthongs
- Classification of Monophthongs
- Classification of Monophthongs
- Schwa(非重读央元音)
- Strong and Weak Forms of Grammar/Function Words at Word Level
- The Length of a Sound
- The Length of Vowels
- Syllable
- Open Syllable
- Close Syllable

Step 6 Have Ss do some exercises in the textbook.

1. Listen and practice lengthening the vowel sounds shown in CAPITAL LETTERS.
2. Listen and mark the stress patterns of some words and expressions.
3. Distinguish vowel sounds. Listen and practice the difference.
4. Listen and circle the words they hear. Then practice reading them.
5. Practice reading the sentences in Tongue Twister.
6. Listen to Conversation 1, answer some questions and then practice it with classmates.
7. Listen to Conversation 2, answer some questions and then practice it with classmates.

**Homework:** (练习后录音, 在学习通上提交作业)

1. 请读双元音: /aɪ/, /eɪ/, /ɔɪ/, /əʊ/, /aʊ/, /ɪə/, /eə/, /ʊə/
2. 请朗读以下单词和句子:
  - (1) side; sad
  - (2) paper; pepper
  - (3) boy; ball
  - (4) so; sir
  - (5) doubt; dot
  - (6) ear, hear, beer
  - (7) air, care, pair
  - (8) poor, sure, tourist
  - (9) If you notice this notice, you will notice that this notice is not worth noticing.
  - (10) Hi, my name's Joe. I come from China.

Chapter	Unit 4 Consonants (1)
Teaching Objective	a. Students can pronounce plosives, fricatives and affricates correctly; b. Students can read words and sentences with plosives, fricatives and affricates correctly. c. Cultivate students' interest in the learning of pronunciation and guide them to form the core values (思政目标)
Teaching Focus	Pronouncing plosives, fricatives and affricates correctly.
Teaching Difficulty	To know how to pronounce the plosives, fricatives and affricates correctly.
Teaching Duration	6 periods
Teaching Method	Explaining and practice
Assignment	Pronounce the plosives, fricatives, affricates and read some words and sentences.

### Teaching procedures:

Step 1 Have Ss read the **Lead-In** passage to learn about pubs in the UK, and read some words which are easy to be mispronounced.

没掌握不完全爆破: distinctive

吞掉尾音: purposes, furnished

以/əʊ/代/ɪ/: people

以/ɔ:/代/əʊ/: home

Step 2 Have students talk about what they usually do in their spare time. (思政元素 Guide students to form core values)

Step 3 Have Ss learn to pronounce plosives correctly.

#### 1. Definition of Plosives

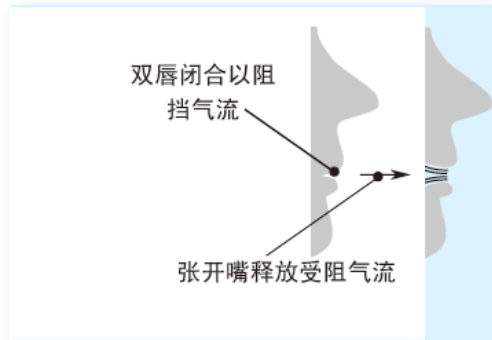
Plosives are sounds produced with the air completely stopped at some point in the mouth by the lips or the tongue tip or tongue back and then released with a slight explosion.

There are six plosives in English: /p/ /b/ /t/ /d/ /k/ /g/.

2. /p/: a voiceless, bilabial, aspirated and strong plosive.

/b/: a voiced, bilabial, unaspirated and weak plosive.

A. Movements of the Organs of Speech



B. 发音方法描述：先紧闭双唇成阻，后屏住气流持阻，最后张开双唇爆破。

C. A problem in producing /p/ /b/

○ 清浊不分。例如：top /tɒb/ Bob /bɒp/

D. The Spellings of Consonants /p/ & /b/

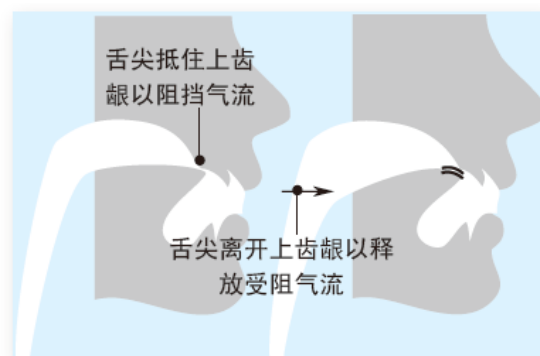
/p/ p: peach pill pea cap

/b/ b: beach bill bee cab

3. /t/: a voiceless, alveolar, aspirated and strong plosive.

/d/: a voiced, alveolar, unaspirated and weak plosive.

A. Movements of the Organs of Speech



B. 发音方法描述：舌尖抵住上齿龈成阻，屏气持阻，舌尖离开上齿龈爆破。

C. A problem in producing /t/ /d/

○ 清浊不分。例如：sport /spɔ:d/ did /dɪt/

D. The Spellings of Consonants /t/ & /d/

/t/ t: teach taxi tea eat

/d/     **d:** deep     desk     good     flood

E. Comparison of /t/ and /d/ Between GA and GB

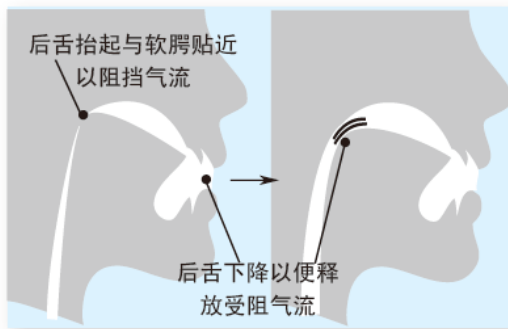
In GA, when /t/ appears between two vowels, **it may usually be read as /d/.**

	GA	GB
pretty	/'prɪdɪ/	/'prɪtɪ/
better	/'bedə/	/'betə/
water	/'wɔ:də/	/'wɔ:tə/
writing	/'raɪdɪŋ/	/'raɪtɪŋ/

4. /k/: a voiceless, velar, aspirated and strong plosive.

/g/: a voiced, velar, unaspirated and weak plosive.

A. Movements of the Organs of Speech



B. 发音方法描述：后舌抬起与软腭贴近成阻，屏气持阻，后舌下降爆破。

C. A problem in producing /k/ /g/

○ 母语化：发音时偏“克”、“歌”。

例如：dark /dɑ:k/ 克     dig /dɪg/ 歌

D. The Spellings of Consonants /k/ & /g/

/k/     **k:** key     kill     king     kind  
        **c:** cap     cat     cure     cup  
        **ck:** knock     pack     kick     truck  
        **ch:** chronic     chemistry     stomach

/g/     **g:** hug     gather     drag     flag  
        **gu:** guard     guest     guilt     guide

5. Incomplete Plosion: Plosive + Plosive

A. When a plosive sound is immediately followed by another plosive sound, only the second plosive is fully exploded, but the closure of the first plosive sound (the 2<sup>nd</sup> stage of the first plosive) is held for double the usual time. This is known as **incomplete plosion**.

B. Read the following words and pay attention to the incomplete plosion.

blackboard /'blækbɔ:d/

bedtime /'bedtaɪm/

kept /kept/

basketball /'bɑ:skɪtbɔ:l/

what color /wɒt 'kʌlə/

red coat /red kəʊt/

big bus /bɪg bʌs/

old picture /əʊld 'pɪktʃə/

Step 4 Have Ss learn to pronounce fricatives correctly.

### 1. Definition of Fricatives

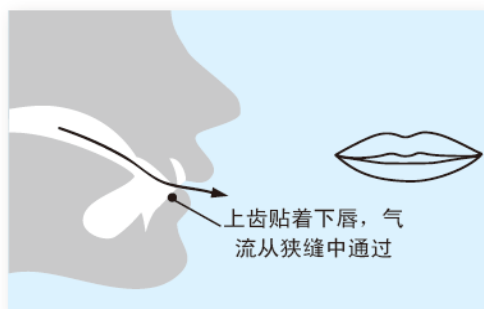
Fricatives are sounds produced with the air-stream blocked somewhere in the mouth and forcing its way out through a narrow passage where friction of various kinds is caused.

There are nine fricatives in English: /f/ /v/ /s/ /z/ /ʃ/ /ʒ/ /θ/ /ð/ /h/.

2. /f/: a voiceless, labio-dental fricative, usually aspirated, strong and long.

/v/: a voiced, labio-dental fricative, usually unaspirated, weak and short.

A. Movements of the Organs of Speech



B. 发音方法描述：上齿贴下唇，气流从狭缝中通过，摩擦成音。

C. A problem in producing /f/ /v/

○ /v/ /w/不分。例如：vase /weɪs/

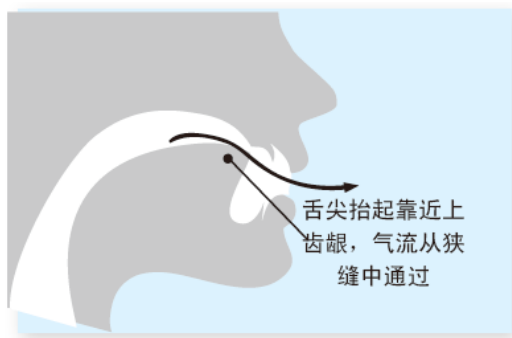
D. The Spellings of Consonants /f/ & /v/

/f/	<b>f:</b>	fate	lift	half
	<b>ph:</b>	photo	phone	phrase
	<b>gh:</b>	laugh	cough	enough
/v/	<b>v:</b>	vast	vigor	drive

3. /s/: a voiceless, alveolar fricative, usually aspirated, strong and long.

/z/: a voiced, alveolar fricative, usually unaspirated, weak and short.

A. Movements of the Organs of Speech



B. 发音方法描述：舌尖抬起靠近上齿龈，气流从狭缝中通过，摩擦成音。

C. A problem in producing /s/ /z/

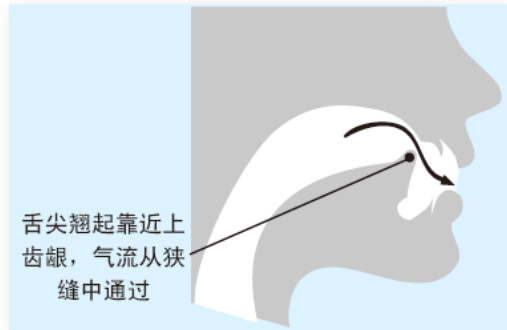
○ 清浊不分。例如：vase /veɪz/

D. The Spellings of Consonants /s/ & /z/

/s/	<b>s:</b>	safe	sight	last
	<b>c:</b>	cancel	medicine	incident
	<b>ss:</b>	guess	access	grass
	<b>ce:</b>	dance	juice	grace
	<b>se:</b>	course	intense	expense
/z/	<b>z(z):</b>	zone	zoo	buzz
	<b>ze:</b>	seize	maze	size
	<b>s:</b>	cousin	busy	
	<b>se:</b>	nose	rose	

4. /ʃ/: a voiceless, palato-alveolar fricative, usually aspirated, strong and long.  
/ʒ/: a voiced, palato-alveolar fricative, usually unaspirated, weak and short.

A. Movements of the Organs of Speech



- B. 发音方法描述: 舌尖翘起靠近上齿龈后部, 舌身抽起靠近上颚, 双唇稍收圆并略突出, 气流通过时摩擦成音。

C. A problem in producing /ʃ/ /ʒ/

- -tion 发音偏“熏”。例如: variation /veəri'teɪ 熏/

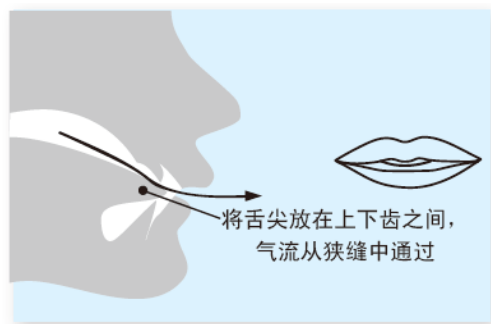
D. The Spellings of Consonants /ʃ/ & /ʒ/

/ʃ/ **sh:** ship          shirt      clash  
**t:** reputation      initial      caution  
**ch:** chef          machine

/ʒ/ **s:** usual          pleasure      vision  
**g:** garage          sabotage luge

5. /θ/: a voiceless, dental fricative, usually aspirated, strong and long.  
/ð/: a voiced, dental fricative, usually unaspirated, weak and short.

A. Movements of the Organs of Speech



- B. 发音方法描述: 舌尖放在上下齿之间, 气流从狭缝中通过, 摩擦成音。

C. A problem in producing /θ/ /ð/

○ 发音混为/s/或/z/。

例如: think /sɪŋk/    sink /θɪŋk/    with /wɪz/

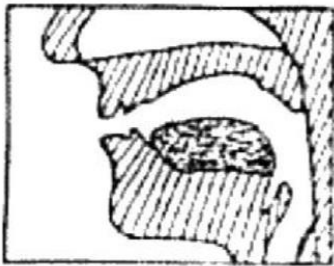
D. The Spellings of Consonants /θ/ & /ð/

/θ/    **th:**    **think**        **thirst**        **mouth**        **death**

/ð/    **th:**    **father**        **these**        **breathe**        **those**

6. **Consonant /h/**

A. Movements of the Organs of Speech



B. 发音方法描述: 声门摩擦音, 发音时送气。清辅音, 发音时声带不振动。

7. **Incomplete Plosion: Plosive + Fricative**

A. In words or between words, when a plosive sound is immediately followed by a fricative sound, the plosive sound is not fully produced. Then the air rushes out through the narrow passage causing a friction.

B. Read the following words and phrases and pay attention to the incomplete plosion.

absent        /'æbsənt/

friendship    /'frendʃɪp/

bookshelf    /'bʊkʃelf/

step forward /step 'fɔ:wəd/

just then     /dʒʌst ðen/

deep snow    /di:p snəʊ/

Step 5 Have Ss learn to pronounce affricatives correctly.

1. **Definition of Affricates**

Affricates are the combination of a plosive sound and a fricative sound. In the process of articulation, the air passage is completely blocked by raising the soft palate with the tongue tip touching the back part of the teeth ridge as for the position of /t d/.

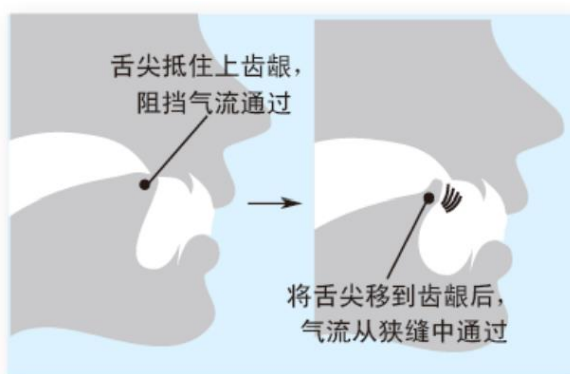
The rest part of the tongue is in the position for /ʃ ʒ/.

There are two affricates in English: /tʃ/ /dʒ/.

2. /tʃ/: a voiceless, palato-alveolar affricate, usually aspirated, strong and long.

/dʒ/: a voiced, palato-alveolar affricate, usually unaspirated, weak and short.

#### A. Movements of the Organs of Speech



B. 发音方法描述：舌尖抵住上齿龈，阻挡气流通过，将舌尖移到齿龈后，气流从狭缝中通过。

#### C. Problems in producing /tʃ/ & /dʒ/

○ 母语化：/tʃ/ /dʒ/ 分别发音发作“七”和“机”。

例如：teach /ti:七/                      page /peɪ 机/

○ 母语化：/tʃ/ /dʒ/ 分别发音发作卷舌音“吃”或“只”。

例如：teach /ti:吃/                      page /peɪ 只/

#### D. The Spellings of Consonants /tʃ/ & /dʒ/

/tʃ/	ch:	chair	chalk	change
	tch:	catch	fetch	witch
	t:	nature	actual	question
/dʒ/	g:	gentle	gym	gist
	j:	job	jog	jack
	(d)ge:	bridge	judge	village

### 3. Incomplete Plosion: Plosive + Affricate

A. In words or between words, when a plosive sound is immediately followed by an affricate sound, the plosive sound is not fully produced. Then the air rushes out through the narrow passage causing a friction.

B. Read the following phrases and pay attention to the incomplete plosion.

good child /gʊd tʃaɪld/

good job /gʊd dʒɒb/

black jacket /blæk 'dʒækɪt/

second choice /'sekənd tʃɔɪs/

great changes /greɪt 'tʃeɪndʒɪz/

Step 6 Have Ss do some exercises in the textbook.

1. Listen and work in pair. Cross out the silent “p” or “b” in the words below.
2. Listen to the following pairs of words. Notice the difference between words with and without “-er” ending.
3. Distinguish fricative and affricative sounds. Listen and practice the difference.
4. Listen and circle the words they hear. Then practice reading them.
5. Practice reading the sentences in Tongue Twister.
6. Listen to Conversation 1, answer some questions and then practice it with classmates.
7. Listen to Conversation 2, answer some questions and then practice it with classmates.

**Homework:**

(练习后录音，在学习通上提交作业)

1. doctor, handbag, suitcase, blackboard, bookshelf
2. a good teacher, a black dog, a big basket, a white cat, second choice
3. (1) I tried to persuade Peter not to work too hard.  
(2) There are eight black pencils and two red ballpens in that box.

Chapter	Unit 5 Consonants (2) & Summary
Teaching Objective	a. Students can pronounce nasals and approximants correctly; b. Students can read words and sentences with nasals and approximants correctly. c. Cultivate students' interest in the learning of pronunciation and boost their confidence in the political system (思政目标)
Teaching Focus	Pronouncing each nasal and approximant correctly.
Teaching Difficulty	To know how to pronounce the nasals and approximants correctly.
Teaching Duration	6 periods
Teaching Method	Explaining and practice
Assignment	Pronounce the nasals and approximants and read some words and sentences.

### Teaching procedures:

Step 1 Have Ss read the **Lead-In** passage to learn about trains in Britain, and read some words which are easy to be mispronounced.

词尾吞音: successor

词重音错误: political, throughout, empire

Step 2 Have students talk about the political system in China. (思政元素 To boost their confidence in the political system)

Step 3 Have Ss learn to pronounce nasals correctly.

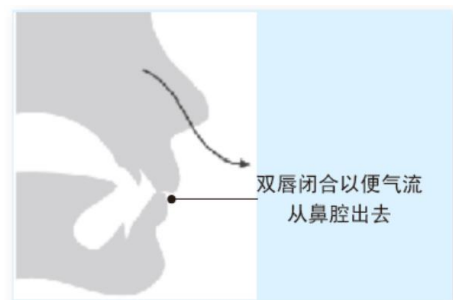
#### 1. Definition of Nasals

Nasals are sounds produced with the soft palate lowered and at the same time the mouth passage blocked at some point so that all the air is pushed out of the nose.

There are three nasals in English: /m/ /n/ /ŋ/.

#### 2. /m/: a voiced bilabial nasal consonant.

##### A. Movements of the Organs of Speech



B. 发音方法描述：发音时软腭下垂，双唇紧闭，气流从鼻腔送出。

C. A problem in producing /m/

○ 与汉语拼音混同，在后面增音读成“么”。

例如：come /kΛ 么/      time /tai 么/

D. The Spellings of Consonant /m/

m:      **m**ilk              **m**eat

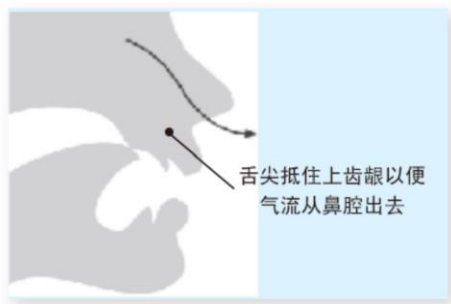
mm:    **s**ummer            **s**wimmer

mb:    **c**omb                **c**limb

mn:    **a**utumn

### 3. /n/: a voiced alveolar nasal consonant.

A. Movements of the Organs of Speech



B. 发音方法描述：发音时软腭下垂，舌尖抵住上齿龈，气流从鼻腔送出。

C. Problems in producing /n/

○ 与舌侧音/l/混同。

例如：nice /laɪs/              night /laɪt/              like /naɪk/

○ 与汉语拼音混同，读成“嗯”。

例如：known /nəʊ 嗯/              soon /su: 嗯/

D. The Spellings of Consonant /n/

n:    **n**eck              **n**ail              **a**ncient

mn: **f**unny            **d**inner            **w**inner

kn: **k**nife              **k**nee

### 4. /ŋ/: a voiced velar nasal consonant.

A. Movements of the Organs of Speech



## B. 发音方法描述:

发音时软腭下垂，舌后部抬起贴住软腭，气流从鼻腔送出。

## C. A problem in producing /ŋ/

○ 错读成/n/（字母 n 既可以发/ŋ/也可以发/n/）。

例如：bank /bæŋk/      tank /tæŋk/

## D. The Spellings of Consonant /ŋ/

n: drink      monkey      pink      bank

ng: king      song      thing      spring

## 5. Comparison of /æ/ + Nasals Between GA and GB

当前元音/æ/出现在鼻音/m n ŋ/前面时，美式发音常常在两音中间增加一个/ə/音，尤其是出现在/ŋ/前时，听起来更像双元音/eɪ/，这是因为舌位的变化，由中向后向前。而在英式英语中，前元音/æ/更加纯正，没有舌位变化。例如：can, ham, thanks。

Step 4 Have Ss learn to pronounce approximants correctly.

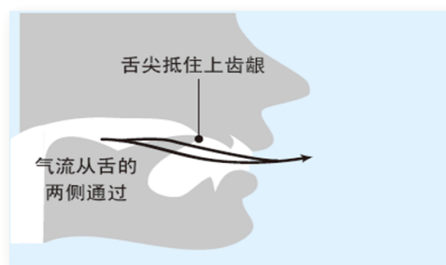
## 1. Definition of Approximants

Approximant sounds produced with articulators do not get sufficiently close to each other to produce sufficient obstruction to create audible frication.

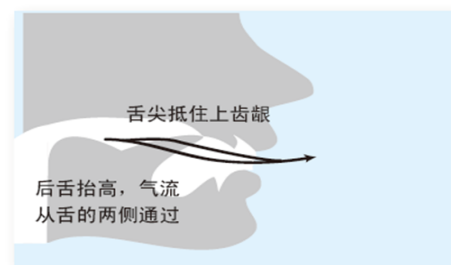
There are four approximants in English: /l/ /r/ /j/ /w/.

2. /l/: The tongue tip is raised in the direction of hard palate as for /l/ and slightly touches the upper teeth-ridge with the air coming over both sides of the tongue.

## A. Movements of the Organs of Speech



/l/



/ɫ/

注意：/l/音有两种音位变体(allophone)：清晰舌侧辅音[l]和模糊舌侧辅音[ɫ]（音位用斜杠，音位变体用大括号）。

B. 发音方法描述:

[l]: 舌尖抵住上齿龈, 气流从舌两侧通过, 没有摩擦; 浊辅音, 声带振动。

[ɫ]: 舌尖抵住上齿龈, 舌前下陷, 舌后部抬起, 舌面形成凹槽。气流在此凹槽中产生共鸣, 声音洪亮; 浊辅音, 声带振动。

C. Problems in producing /l/

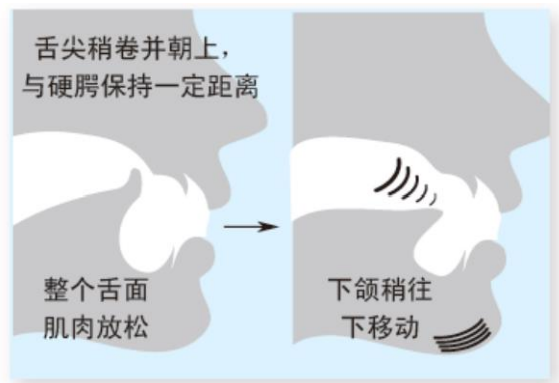
- 与舌侧音/n/混同。例如: like /naɪk/                      nice /naɪs/
- 与近似音/r/混同。例如: load /ləʊd/

D. The Spellings of Consonant /l/

- [l] l:    **l**ock                      **l**ion                      **l**amb  
       ll: **l** balloon
- [ɫ] l:    **l**ilm                      **l**ield  
       ll: **l** bell                      **l** small  
       le: **l** sale

3. /r/: a post-alveolar voiced approximant.

A. Movements of the Organs of Speech



B. 发音方法描述: 舌尖稍卷朝上, 与齿龈后部保持一定距离, 整个舌面肌肉放松, 没有摩擦。

C. A problem in producing /r/

- 母语化: /r/与汉字“日”混读。例如: row /rəʊ/

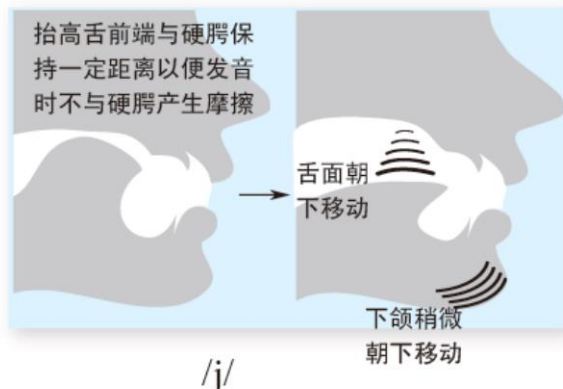
D. The Spellings of Consonant /r/

- r:    **r**un                      **r**iver                      **r**abbit  
       rr: **r** parrot              **r** strawberry  
       wr: **w**rite

rh: rhyme rhythm rhotic

**4. /j/: a palatal voiced approximant.**

A. Movements of the Organs of Speech



B. 发音方法描述：抬高舌前端与硬腭保持一定距离，舌面朝下移动，发音时不与硬腭产生摩擦。舌位与/i:/相似。单独发音时后面需加中元音/ə/，念为/jə/。

C. A problem in producing /j/

○ 与字母“j”混淆，错读成破擦音/dʒ/。

D. The Spellings of Consonant /j/

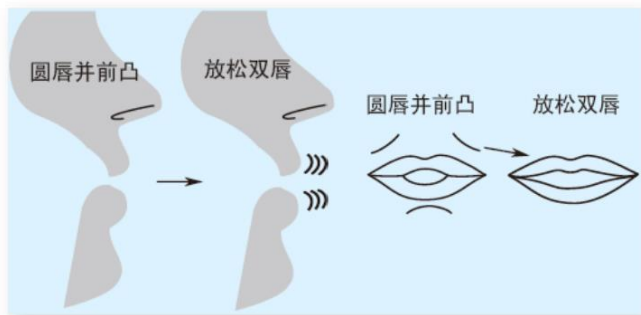
y: year yesterday yard  
young yell yoghurt

(1) 出现在字母 t, d, n, l, 后面的字母 u 或 ew 或者 eu, GA 中常念为/u:/, 而 GB 中念为/ju:/, 如: beauty amuse stupid new

(2) i 在字母组合 nion 中发/j/: onion opinion companion

**5. /w/: a rounded labio-velar voiced approximant.**

A. Movements of the Organs of Speech



B. 发音方法描述：圆唇并前凸，放松双唇。舌后部向硬腭抬起，舌位与/u:/相似。单独发音时后面需加中元音/ə/，念为/wə/。

C. A problem in producing /w/

● 与唇齿音/v/混读。例如：love /lʌv/ way /veɪ/

D. The Spellings of Consonant /w/

w: wash were walk window

wh: what where which while

u: language linguistic extinguish

字母组合 qu 发/kw/: question quiet queen inquire

E. Comparison of /w/ Between GA and GB

wh 这个字母组合在一些常用词中，GA 通常念[hw]，GB 一般念[w]。（[hw] 读法在年轻人中逐渐消退，仅供了解。）

	GA	GB
which	/hwɪtʃ/	/wɪtʃ/
what	/hwɒt/	/wɒt/
when	/hwen/	/wen/
wheat	/hwi:t/	/wi:t/

Step 5 Have Ss learn the key terms in Summary of Consonants. T explains when necessary.

- Consonants
- Classification of Consonants
- Approximants
- Syllabic Consonants
- Nasal Plosion
- Lateral Plosion
- Incomplete Plosion
- Consonant Clusters/Consonant Sequences

Step 6 Have Ss do some exercises in the textbook.

1. Listen and circle the word in each group in which the letter “r” is silent.

2. Listen and practice the difference between /w/ and /v/, /l n r/.
3. Listen and circle the words they hear. Then practice reading them.
4. Practice reading the sentences in Tongue Twister.
5. Listen to Conversation 1, answer some questions and then practice it with classmates.
6. Listen to Conversation 2, answer some questions and then practice it with classmates.

**Homework:**

1. Practice pronouncing the nasals and approximants.
2. Read the word pairs on P68 and sentences on P69.