

揭阳职业技术学院

教 案

2025-2026 学年第二学期

课程名称 综合英语一

专业班级 宝玉石鉴定与加工（专本协同）251

总学时数 36 学时

任课教师 陈婕

课程基本信息

课程名称	综合英语一			
课程性质	专业基础课	学分	2	
学时	总学时：36 学时。其中：课堂讲授 36 学时；实训/实验 0 学时；线上教学 0 学时			
开课部门	机电工程系	任课教师	陈婕	
授课专业、班级	宝玉石鉴定与加工（专本协同）251	开课学期	2025-2026 学年第二学期	
成绩评定	平时成绩占 30 %；期末成绩占 70 %	考核方式	考试	
选用教材	书 名	主 编	出版社	出版日期
	高职国际英语进阶综合教程 1	张月祥	上海外语教育出版社	2024. 05
本课程在本专业人才培养方案中的地位和作用	综合英语是大学人才培养体系中基础性、核心性、通识性、应用性兼具的重要课程，承担着培养学生英语综合应用能力、跨文化交际能力、自主学习能力和综合素养的重要任务，是培养具有国际视野和竞争力的高素质人才的关键支撑。			
本课程教学目标	本课程旨在夯实学生英语词汇、语法、语篇等基础知识，提升听说读写译综合应用能力。培养跨文化交际、批判性思维与自主学习能力，增强人文素养与国际视野。为专业学习、学术交流及职业发展提供语言支撑，服务复合型、国际化人才培养。			
素质(思政)内容	本课程融入思政与素质教育，引导学生在语言学习中增强文化自信，树立正确价值观。培养跨文化理解与国际视野，强化思辨能力与家国情怀。注重人文素养、责任意识与道德修养提升，实现语言教学与立德树人有机统一。			
学生用主要参考资料	《高职国际英语进阶综合教程 2》			

Unit 1 People

一、教学目标：

1. Let students master the skills of self-introduction and proper ways of social communication in life and workplace.
2. Let students know the cultural differences in China and other countries.
(Ideological and political education: to cultivate the spirit of unity and harmony)
3. Drilling students practical skills in their teamwork and complete a project.
4. Let students handle the new words and expressions in this unit.
5. Let students to learn about China-related materials, and to be able to introduce China to the outside world, which will enhance their better understanding and communication. Students will be motivated to care about things happening around them , and improve their ideological and political awareness.

二、教学重点

1. Direct students attention to master the new words in this unit.
2. Guide students to complete a project in groups, and encourage them to present their work in public.

三、教学难点

- 1.To master the methods of cultural translation.
- 2.To encourage students completing their tasks as a team and present their project .

四、素质(思政)内容与要求

Let students know the cultural differences in China and other countries.
(Ideological and political education: to cultivate the spirit of unity and harmony)

五、教学手段：

Lecture method; Discussions and Practices

六、学时数

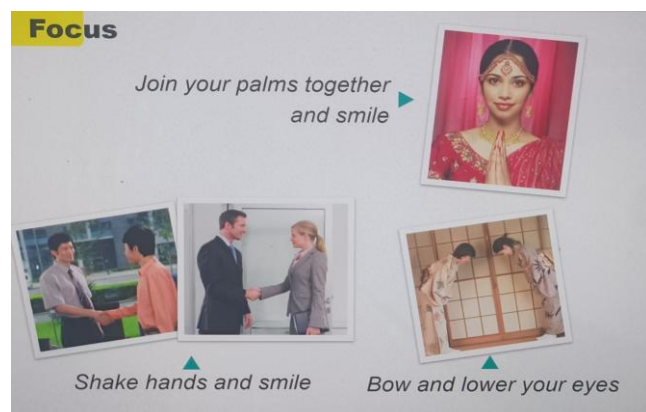
11 学时。

七、教学过程

Warming up: (思政教育：培养团结和谐精神 Ideological and political education: to cultivate the spirit of unity and harmony)

Ask the students the following question : *What do people do when they meet someone for the first time?*

1. The students are shown pictures of people meeting for the first time. They are also supplied with a dialogue which they can copy to say what they do when they meet somebody for the first time.



They join their hands at palms and smile.

They shake hands and smile.

They bow from the waist and lower their eyes.

Ask students to:

- 1) Match nationalities with the pictures: *which picture shows an Indian woman? Which pictures shows two Japanese women? Which picture shows two Americans? Which pictures shows two Chinese men?*
- 2) Act out one of these greetings in class. The other students must guess how they are greeting each other. *Are you bowing from the waist and lowering your eyes? Are you shaking hands and smiling?*
- 3) Tell how they greet each other? How they greet older people? How they greet their teachers? How they greet their parents and other relatives? And acting out these different ways for greeting people.

1A Reading: People and Issues

Text A: Getting Along with the Chinese

Before Reading

- 1) Have students work with a partner. To help your students, you could give them some examples of how an American student might greet the people listed in the prompt. Ask students to read out the text loud paragraph by paragraph. Collect any words which students have difficulty pronouncing. Writing these words on the board. Make a list on the board. Then repeat the words.
- 2) Ask for volunteers to share their ideas about how an American student would greet each of the people listed in the prompt.
- 3) Have the students read the text silently and underline any unfamiliar words.

- 4) Check if the students understand the words

A.Looking at the Text

- 1) Have students read the first part of each sentence around the classroom, and then do the same with the second part.
- 2) Give weaker students a chance to pair up the easy and obvious parts of the sentences first.

Answers

Say hello to somebody by shaking their hand or nodding.
It is a sign of respect to address those older than you first
Use both hands when you give and receive a gift.
People usually refuse a gift a number of times before they take it.
Red is a good colour to wrap your present in.
It is polite to join in on each toast.
The Chinese government is against food waste.
If you tap the dining table with two fingers, you are saying thanks for your tea.
Put the chicken bones on the small plate provided.
Only answer those questions that people ask if you want to.

B answers

John is an American exchange student, and this is his first time in China. His host family includes an old couple. When he arrived in China his host gave him a gift. He said “Thank you” and immediately took it with his left hand¹ (used both hands to receive the gift after he had refused it a number of times). Then he gave his host a gift. As John had no other paper, he wrapped it in a sheet of white paper² (red paper). John likes to greet the old man by putting his arm around the old man’s shoulders and saying, in Chinese, “How are you today, my friend?”³ (by saying his title and the family name plus Mr.) The first time he was invited to a formal meal, his host stood up to make a toast and John just sat and smiled at him⁴ (also stood up). John loves chicken. When he found the chicken bones, he put them into his rice bowl⁵ (in the small plate provided). He was not that hungry, so he did not finish the food put on his plate.⁶ (but he tried not to leave any food on his plate).

A. Link a sentence part from list A with one from list B to make true statements.

A	B
Say hello to somebody	that people ask if you want to.
It is a sign of respect	is against food waste.
Use both hands when	you give and receive a gift.
People usually refuse a gift	join in on each toast.
Red is a good colour	on the small plate provided.
It is polite to	a number of times before they take it.
The Chinese government	to wrap your present in.
If you tap the dining table with two fingers,	to address those older than you first.
Put the chicken bones	you are saying thanks for your tea.
Only answer those questions	by shaking their hand or nodding.

B. John made a lot of mistakes when he first went to China. Underline the mistakes and correct them.

John is an American exchange student, and this is his first time in China. His host family includes an old couple. When he arrived in China his host gave him a gift. He said "Thank you" and immediately took it with his left hand.

 **used both hands to receive the gift after he had refused it a number of times**


Then he gave his host a gift. As John had no other paper, he wrapped it in a sheet of white paper.

 **red paper**

John likes to greet the old man by putting his arm around the old man's shoulders and saying, in Chinese, "How are you today, my friend?"

 **by saying his title and the family name plus Mr.**

The first time he was invited to a formal meal, his host stood up to make a toast and John just sat and smiled at him.

 **also stood up**

John loves chicken. When he found the chicken bones, he put them into his rice bowl.

 on the small plate provided

He was not that hungry, so he did not finish the food put on his plate.

 but he tried not to leave any food on his plate

Working with Words

A

1) students are asked to focus on the text and, in particular, on the vocabulary. Ask students for words beginning with a negative prefix, for example, un- and ir-. There we might get the following: unsafe, unhappy, untidy, unimportant, unkind, etc, or irrelevant, irregular, irresponsible, irresistible, etc

2) Ask the students to do this exercise individually.

Answers

1. tolerant	2. usual	3. polite	4. wrap
5. hospitable	6. interested	7. formal	8. respect

B

1) reading the sentences and ask the students if they understand the meaning.

2) Checking if the students understand the meaning of them.

Answers

1. toast	2. plus; address	3. dos and don'ts	4. annoyed
5. saying	6. get along with	7. appreciate	8. consider

1B. Reading: Personal View

Blind Date

Before reading

1) Have students make their two lists of places they would like to go and places they would NOT like to go on a first date.

2) Ask for volunteers to share their lists and discuss the similarities and differences between them.

3) Ask the class for any words they don't know, and then ask for a definition in Chinese from another student.

4) Extra grammar task of practising the comparative and superlative forms of the adjectives in this text.

Looking at the Text

Answers

A

1. True 2. True 3. True 4. False 5. False
6. True 7. True 8. False 9. True 10. False

B

1. Jennifer 2. David 3. David 4. Jennifer 5. Jennifer

6. David 7. David 8. Jennifer 9. David 10. David
11. Jennifer 12. Jennifer 13. David 14. Jennifer Working with Words 15. Jennifer

Working with Words

Answers

1. serious 2. the best-looking
3. friendly/helpful 4. glamorous
5. funny 6. awful
7. like 8. looking forward to
9. miserable

Reference Answers

B

Expressions not used: friendly, helpful, in a good/bad mood, relaxed, kind, glad

1. I really like our new English teacher. She is so friendly: she always says “Hello” when she sees us in the school building.
2. I asked you if you knew how to fix my computer, It is not very helpful to say“ Check on the Internet!”
3. I am always in a good mood on Friday. I love Fridays. But I am often in a bad mood on Mondays. I hate Mondays!
4. My friend, John, is never stressed. He is always relaxed.
5. It is very kind of you to lend me your car.
6. I am so glad to see you again after such a long time. How are you?

C Listening and Speaking

Listening 1

Spelling Names

- 1) Have students practice the alphabet.
- 2) write this table on the board or give the students a copy:

Pronunciation Help — the Letters in the Same Group Contain the Same Sound:

A H J K

B C D E G P T V

F L M N S X Z

I Y

O Q U W

R

- 3) ask a student to write down the name of a famous British or American singer or film star or sports star on a piece of paper. Then ask the student to stand up, turn around with his or her back to the board and spell his or her chosen person’s name.

Listening 2 Where Are You from?

- 1) This listening exercise practices place names
- 2) Extend the place names by brainstorming the students’ knowledge and writing down the international places on the board.

e.g. A. The students could write Afghanistan, Australia, Austria, etc for the country and Amsterdam, Ankara, etc for the city.

3) Get the students to work with a partner.

Answers

1. a 2. e 3. c 4. d 5. g
6. j 7. h 8. I 9. b 10. f

4)

C. Work in pairs. Match the questions 1–10 to the answers a–j. Then act out the mini-dialogues with your partner.

I'm from Hong Kong, China. How about you?	①	a	I'm from Tokyo in Japan.
Do you work here in London?	②	b	I've got two — Chinese chess and cycling.
What are you studying?	③	c	Accountancy. What about you?
Do you mind if I smoke?	④	d	No, I don't. Go ahead.
Is your name Williams?	⑤	e	No, I don't. I work in Manchester.
Is this your first visit to England?	⑥	f	No, I'm not. I'm free all day.
Can I get you something to drink?	⑦	g	No, it's not. I'm Jens Schwarz from Berlin.
You're with the Bank of China, aren't you?	⑧	h	Thanks. I'd like a beer, please.
What are your hobbies?	⑨	i	That's right, but I'm an intern at the moment.
Are you doing anything tomorrow?	⑩	j	Yes, it is, but I've been to Scotland.

Listening 3

Meeting Somebody for the First Time

Transcript

Patrick: Excuse me, but are you Ms Susan Garner from Chicago?

Susan: That's right.

Patrick: How do you do, Ms Garner? I'm Patrick Choy. It's nice to meet you.

Susan :How do you do, Mr Choy? It's nice to meet you, too. (short pause) Look, may I introduce you to my colleague, Tony Hunter? Tony, this is Mr Patrick Choy.

Tony : How do you do, Mr Choy? It's a pleasure to meet you.

Patrick: How do you do, Mr Hunter? Welcome to Hong Kong.

Tony :Thank you. I've heard so many good things about Hong Kong.

Patrick :That's nice to hear. Now, could you come this way, please? The car's just outside the building.

Ask the students to read out the sentences and say whether they are true or false.

Answers

1. True 4. True 2. False 5. True 8 3. False 6. False

Listening 4 At a Party

Transcript

Ann Hi, Max. How are you?

Max Fine, thanks, Ann. And you?

Ann I'm fine, too. Thanks.

Max Look, can I introduce you to a new student? This is Deshi Wang. He's Chinese.

Ann Hi, Deshi. It's nice to meet you.

Deshi How do you do, Ann? It's nice to meet you, too.

Ann And where are you from in China, Deshi?
 Deshi I'm from Shanghai. And what about you?
 Ann I'm from Sydney, Australia.
 Max Well, can I get you two a drink?
 Ann Thanks, Max. I'd like a Coke, please.
 Max And you, Deshi? What would you like?
 Deshi I'd like a Coke, too, please.

- 1) Ask the students to read out loud in turn the sentences in the first exercise, making sure that they understand the meaning and the pronunciation is correct.
- 2) Ask them to do this exercise individually.

Answers

A

1. True 2. True 3. False 4. False 5. True 6. True 7. False 8. False

B

1. How are **you**?
2. Fine, **thanks**.
3. **This** is Deshi Wang.
4. It's **nice** to meet you.
5. How do you **do**, Ann?
6. And **where** are you from in China, Deshi?
7. I'm from Sydney, **Australia**.
8. Can I get you two a **drink**?
9. I'd like a Coke, **please**.
10. What would you **like**?

Speaking

Introducing People

- 1) The students are asked to greet somebody that they know.
- 2) Each of the students introduces the other students to each other .

Introducing People

A. Role-play people in the photos. Introduce Sung Ling to the others. Then introduce yourself to these people.



Language Summary

Introducing Others

...(name), this is a friend of mine, ...(name).
 ...(name), may I introduce ...(name)?
 ...(name), you don't know ...(name), do you?

Introducing Yourself

How do you do? I'm ...(name).
 May I introduce myself? My name's ...(name).

B. Work in pairs. Use the model dialogue to greet somebody that you already know.

Model Dialogue

A Good morning, ...(*B's name*). It's nice to see you again.

Oh, hello, ...(*A's name*). How are you? B

A Fine, thanks. And you?

I'm fine, too. Thanks. B

C. Work in groups of three. Use the model dialogue to introduce your partner to somebody else in the class.

Model Dialogue

A ...(*B's name*), may I introduce ...(*partner's name*)?

How do you do, ...(*partner's name*)? It's nice to meet you. B

Partner How do you do, ...(*B's name*)? It's nice to meet you, too.

D Viewing

An Appointment

Transcript

Receptionist	Good morning. Can I help you?
Mr Williams	Good morning. I have an appointment with Mr Lessing at 10 o'clock
Receptionist	Can you tell me your name, please?
Mr Williams	Yes, it's Mr Williams from Household Electronics.
Receptionist	Thank you. I will let him know you are here.
Mr Williams	Thank you. ...
Receptionist	Mr Lessing will be down in a few minutes. Can I get you something to drink?
Mr Williams	A glass of water, please. Receptionist Certainly. ... Here you are.
Mr Williams	Thank you. ...
Mr Lessing	Ah, good morning. Mr Williams?
Mr Williams	Yes, and you must be Mr Lessing.
Mr Lessing	That's right. How do you do?
Mr Williams	How do you do, Mr Lessing? It's a pleasure to meet you.
Mr Lessing	Stella Allow me to introduce you to a colleague of mine. Stella, this is Mr Williams of Household Electronics Ltd.
Stella	How do you do? It's a pleasure to meet you.
Mr Williams	How do you do, Stella?
Mr Lessing	Now, let's go up to my office and we can get started.

Here are some ideas that you can use

- 1) Turn the sound off and let students watch the pictures. They can discuss what they think the video is going to be about or compare what they see to their own lives.
- 2) Turn the sound off and have your students write down what they see, particularly the
- 3) Practise the language: What do you know about or think you know about the video topic?

Answers:

B

1. B 2. A 3. A 4. B 5. A 6. B 7. B 8. C

C

1. help 2. appointment 3. minutes 4. introduce 5. pleasure

Extra Exercises

A. Watch the video and answer the questions with Yes or No.

1. Does Mr Williams have an appointment with Mr Lessing at 11 o'clock? (No.)
2. Does the receptionist know who the visitor is at the beginning? (No.)
3. Is Mr Lessing in his office? (Yes.)
4. Does Mr Lessing know Mr Williams? (Yes.)
5. Does Mr Lessing come to meet Mr Williams alone? (No.)

B. Watch the video again. Number the sentences in the order that you hear them.

1. Good morning. Mr Williams?
2. I have an appointment with Mr Lessing at 10 o'clock.
3. I will let him know you are here.
4. Mr Lessing will be down in a few minutes.
5. Now, let's go up to my office and we can get started.
6. Stella, this is Mr Williams of Household Electronics Ltd.

The correct order is: 2 — 3 — 4 — 1 — 6 — 5

E Writing

Filling Out a Form

Project: Telling China's Stories

Project:

Telling China's Stories

Some Western students are visiting China. Work in small groups and write about what they need to know about life in China. When you have finished your leaflet, present it to the class. Use the Internet for help if necessary.



Questions

1) write the following questions on the board:

What should the visitors see/do?

- What mistakes might the visitors make and how should they avoid them?*
- How should the visitors behave when they are introduced to an older person?*
- How should the visitors behave when they are introduced to a younger person?*
- How should the visitors behave if they are invited for a meal?*
- What gifts are acceptable and what gifts are not*

2) Students could ...

- act out the mistakes and read out from their leaflet the advice they have provided.
- use a PPT presentation.
- display their leaflets on the wall of the classroom.

Grammar Check

Nouns

A. Give the plural form of the countable nouns.

1. hand hands 2. class classes wish wishes
place places box boxes church churches
- 3a. family families 4a. knife knives
3b. toy toys 4b. roof roofs
- 5a. potato potatoes
5b. photo photos euro euros/euro
6. woman women tooth teeth
child children

Grammar Notes

B. Fill in the gaps with words from the box where one is required.

cup of	piece of	bar of	drop of	lump of	bottles of	pairs of
--------	----------	--------	---------	---------	------------	----------

1. Let me give you a piece of advice.
2. He's only got a bar of/piece of chocolate.
3. They haven't had a drop of rain for at least two months.
4. Would you like another cup of coffee?
5. Please bring us two bottles of beer.
6. I need a lump of sugar for my coffee.
7. Mary gave each of them a / cookie.
8. Here are some new pairs of shoes.

C. Use words from the box to complete the sentences.

rest; a rest	work; a job	sound; a sound	bread; a loaf
--------------	-------------	----------------	---------------

- 1a. Light travels faster than sound.
- 1b. Be quiet, please. I don't want to hear a sound.
- 2a. After a big meal, you should take a rest.
- 2b. Everybody needs food, drink, and rest.
- 3a. We haven't much bread — only half a loaf.
- 3b. Some people like rice, but I prefer bread.
- 4a. Are you busy? Have you got a job?
- 4b. Free time is usually more enjoyable than work.


Quiz

Try to answer these questions without looking at your book.

1. How should you address those older than you in China?
By their title or by their family name plus Mr or Ms.
2. Why should you always address those older than you first in China?
This is done as a sign of respect to them.
3. Where should you put the chicken bones during your meal if you are in China?
You should put them on the small plate provided.


4. What is the form of address for a married woman?
Mrs.
5. In which country is Cape Town?
South Africa.
6. What is the campaign against food waste in China?
"Clean Your Plate" campaign.
7. What can you say if somebody asks, "Do you mind if I smoke?"
No, I don't. Go ahead.
8. You want to know where somebody is from. How do you ask?
Where are you from?
9. David thought the waitress was very helpful. What did he give her?
He gave her a good tip.
10. What hobby did David and Jennifer both have?
Hiking.

Crossword puzzle




1. the kind of clothes that men usually wear to work
2. very pretty and attractive
3. an arrangement for a meeting at an agreed time and place with somebody you don't know
4. extra money you give for good service in a restaurant, hotel, etc

1 suit 3 blind date
 2 glamorous 4 tip



8. the feeling or opinion you get about something or somebody when you see them for the first time
9. a group of people who run a country
10. to pay no attention to
11. holding up a glass of wine and making good wishes for another person

8 impression 10 ignore
 9 government 11 toast



12. being friendly and welcoming to the visitors
13. to make money through working
14. allowing people to do, say, believe what they want to
15. to cover something in paper

12 hospitable 14 tolerant
 13 earn 15 wrap

Unit 2 Places

一、教学目标:

1. Understand asking for and giving directions
2. Cultivate students' language proficiency (Ideological and political education: Cultivating patriotism)
3. Learn the meaning of common traffic signs
4. Learn the format of an e-mail
5. Learn how to read numbers, fractions and decimals

二、教学重点

How to ask for the way and give directions

三、教学难点

Presenting your town using photos on a map with written directions

四、素质(思政)内容与要求

Cultivate students' language proficiency (Ideological and political education: Cultivating patriotism)

五、教学手段:

Lecture method; Discussions and Practices

六、学时数

11 学时。

七、教学过程

Step 1 Warm up

Make a list of everything you can see in town.

- buildings
- traffic
- things in the street

Useful Expressions

Things in the street	billboard, bus stop, garbage can, litter basket, level crossing, lollipop man, neon sign, news stand, parking meter, pedestrian crossing, road junction, roundabout, shop window, street light, street sign, subway station, taxi stand, traffic island, traffic lights, zebra crossing
Buildings	apartment building, bakery, bank, barbershop, bookstore, bowling alley, bus terminal, café, temple, church, cinema, convenience store, department store, fire department, gas station, hospital, house, library, museum, office building, post office, restaurant, school, shopping mall, supermarket, train station
Traffic	ambulance, bicycle, bulldozer, bus, car, concrete mixer, container truck, crane truck, dump truck, fire engine, jeep, mini bus, motorcycle, police car, scooter, taxi, tram

Focus

Show the students the pictures of some common traffic signs and ask students to link the sentences to the signs:

- a. Be careful. There's a level crossing without gates ahead.
- b. Watch out for the pedestrians crossing the road.
- c. You must stop at this road junction.
- d. Go straight on over the roundabout.
- e. Look out for domestic animals.
- f. No cycling on this road.
- g. The road ends here, so be careful.
- h. Warning! Road works ahead so there might be traffic delays.
- i. Traffic lights ahead.
- j. You must go right at the turn-right sign.
- k. You must not enter this road.

1 Match the sentences to the signs.



Ask the students to walk with their partners and talk about the signs.

3. Step2 2A Reading- Cliff Village (思政教育: 培养爱国主义精神)

Ideological and political education: Cultivating patriotism)

Go through the text and then answer questions

1. How long did it take for the children who lived in the “cliff village” to get back home from school in 2016?
2. How many families lived in the “cliff village” in 2016?
3. What are these people good at?
4. How long is the new ladder that the government built in 2017?
5. When did the 84 families of the “cliff village” move to new houses at the bottom of the cliff?
6. What can those children who moved from the “cliff village” do after school now?
7. Why did about 40 families decide to stay in their old village on the cliff?
8. What will the open-air museum in the “cliff village” show people?
9. Why did the government move about 9.3 million citizens from their homes?

Detail Learning & Language Difficulties:

1. cliff n. 悬崖

Once there was a baby eagle living in a nest on a cliff.

2. province n. 省

He comes from Guizhou Province.

他来自贵州省。

3. consist of 由……组成

It consist of more than 400 elements.

它包括超过 400 种元素。

4. electricity n. 电

It works by electricity.

这是电动的。

5. tourist n. 游客

Buckingham Palace is a major tourist attraction.

白金汉宫是重要的旅游胜地。

6.souvenir n. 纪念品，纪念物

Please accept this little gift as a souvenir.

请接受这个小礼物作为纪念品。

7.county n. 县，郡

We crossed the county boundary into Devon.

我们越过郡界进入了德文。

8.kindergarten n. 幼儿园

She's in kindergarten now.

她现在在上幼儿园。

9.tourism n. 旅游业

Tourism is important for the economy.

旅游业对于经济至关重要。

10.open-air adj. 户外的，露天的

We stopped at one of the open-air fish restaurants.

我们在一家露天鱼餐厅前停了下来。

11.effort n. 努力

You should put more effort into your work.

你应该更加努力地工作。

12.poverty n. 贫穷，贫困

Disease often goes with poverty.

疾病与贫穷常常相伴而生。

13.Liangshan Yi Autonomous Prefecture

凉山彝族自治州

14.cliff village 悬崖村

15.They had to climb about 800 metres up a vine ladder from the bottom of a cliff to their village on top of a mountain in Liangshan Yi Autonomous Prefecture of

Southwest China's Sichuan Province. (Para.1)

该句有多个介词短语层层修饰，需要结合句意和介词的释义准确判定介词短语的修饰成分。这句话中 from...to...表明从悬崖底用梯子爬到村子里，on top of...跟在 village 后说明村子的具体位置，即位于凉山彝族自治州的山上。后面接 of 介词短语表示自治州属于四川省的一部分。整句话翻译为：在中国西南部四川省的凉山彝族自治州，他们必须攀爬约 800 米高的藤梯，才能从悬崖底部到达位于山顶上的村庄。

课文翻译：

悬崖村

1. 2016 年，陈热左需要和阿土列尔村的其他孩子一起爬上高高的梯子回家。这 15 个学生大多是女生，他们花了两个小时才走完这段路。在中国西南部四川省的凉山彝族自治州，他们必须攀爬约 800 米高的藤梯，才能从悬崖底部到达位于山顶上的村庄。

2. 阿土列尔村居住着约 125 户人家，被称为“悬崖村”。住在高山云雾中的人们不怕高，非常善于攀爬。

3. 2017 年一切开始有了转机。政府修建了新的天梯。这条由钢铁制成的天梯共有 2 556 级台阶，长 2.8 千米，宽 1.5 米。有了钢梯，上下山的路变得更加容易了。不到一年时间，村里就通上了电和互联网。
4. 2019 年，近 10 万游客来到“悬崖村”，一睹攀爬钢梯的风采。他们住在村里，买吃的，买纪念品，村里人收入近百万元。
5. 2020 年 5 月，阿土列尔村的 84 户村民搬进了悬崖下昭觉县的新房子里。这里有一所幼儿园、一所学校和一家医院。现在，阿土列尔村的孩子们放学后可以在操场上玩耍，而不用再爬两个小时的悬崖了。
6. 并非所有阿土列尔村的村民都搬到了新家。约有 40 户人家决定留在悬崖上的老村子里，参与旅游项目的开发。未来，“悬崖村”将有缆车、悬崖式酒店和一个展示中国脱贫努力的露天博物馆。
7. 阿土列尔村只是中国政府帮助生活在极度贫困中的人们的例子之一。从 2016 年到 2020 年，中国政府在其他地区将约 930 万居民从不适合居住的地方搬到了条件好得多的地方。这不仅改善了数百万中国人的生活，也降低了全球贫困率。

Working with Words

A. Fill in the blanks with the noun form of the words in colour.

1. Government is a group of people who **govern** a country or state.
2. Before there was a steel ladder to the “cliff village”, there was no electricity so the villagers had no **electric** light in their houses.
3. Tourism flourished when a lot of tourists went on a **tour** to the “cliff village”.
4. The reduction of the number of people living in poor conditions is the result of what the Chinese government has done to **reduce** poverty.

5. There are many **poor** people who live in absolute poverty.
6. The Chinese government has done a lot to **develop** better living conditions for the people, and the development of new houses at the bottom of the cliff in Zhaojue County is just one example.
7. The people who live in a **village** are called villagers.
8. The children who live in the “cliff village” are very good climbers because they are good at **climbing**.

B. Read the definitions and find the corresponding words or expressions from the text.

- kindergarten 1. It's a place where you can go to learn before you are old enough to go to school.
- museum 2. It's a building where you can go to learn about some important cultural, historical, or scientific things.
- hospital 3. It's a building where you can go when you are not well.
- ladder 4. You can climb up this to get to the "cliff village".

B. Read the definitions and find the corresponding words or expressions from the text.

- citizen 5. Someone who is a member of a particular country
- villagers 6. The people who live in a village
- journey 7. Another word for a trip
- electricity 8. You need this for light or the Internet in your house.
- souvenir 9. Something you bring back from holiday
- cable car 10. It is an easy way to get up a mountain if you can't climb.

Step 3 2B Reading- Chinatown in London

Glance through the text and decide whether the statements are true, false, or not mentioned in the text.

A. Decide whether the statements are true, false, or not mentioned in the text. Tick (✓) the correct boxes.

- | TRUE | FALSE | NOT MENTIONED | |
|-------------------------------------|-------------------------------------|-------------------------------------|---|
| <input type="checkbox"/> | <input type="checkbox"/> | <input checked="" type="checkbox"/> | 1. There is Chinatown in New York. |
| <input type="checkbox"/> | <input type="checkbox"/> | <input checked="" type="checkbox"/> | 2. San Francisco's Chinatown is bigger than London's Chinatown. |
| <input checked="" type="checkbox"/> | <input type="checkbox"/> | <input type="checkbox"/> | 3. There are 53 places to shop in London's Chinatown. |
| <input type="checkbox"/> | <input checked="" type="checkbox"/> | <input type="checkbox"/> | 4. There are no banks in London's Chinatown. |

5. The Chinese community centre is on Gerrard Street.
6. Christine Yau is the chairperson of the community centre.
7. The community centre offers English language courses.
8. London's Chinatown is just a place for great food.

Detail Learning & Language Difficulties:

1. tourist attraction 吸引游客的事物，旅游胜地

The Bamboo Train has become a popular tourist attraction.
竹火车已经成为一个受欢迎的旅游景点。

2.cultural adj. 文化的

We have a range—cultural, sports, social and language activities.
我们有一系列的活动——文化、体育、社会和语言活动。

3.commercial adj. 商业的

We hope it will be a commercial success.
我们希望它能取得商业上的成功。

4.company n. 公司

The company employs 18 workers.
该公司雇用 18 位员工。

5.community n. 社区

He's well liked by people in the community.
他很受社区人们的喜爱。

6.chairperson n. 主席

She's the chairperson of the safety committee.
她是安全委员会主席。

8. legal adj. 法律的

He vowed to take legal action.
他发誓要诉诸法律行动。

9.origin n. 出身，来源

The origin of this nation is a mystery.
这个国家的起源是个迷。

9. roots n. 祖先，渊源

After 20 years in America, I still feel my roots are in England.
尽管在美国生活了 20 年，我还是觉得我的根在英格兰。

10.architecture n. 建筑

He studied classical architecture and design in Rome.
他在罗马学过古典建筑艺术和设计。

11.staff n. 全体职员

The staff in this store is very helpful.
这家店的员工非常乐意帮忙。

12. performance n. 表演

His performance was absolutely superb.

他的表演精彩绝伦。

译文:

伦敦唐人街

1. 您可以在苏活区找到伦敦的唐人街。它已成为一个不断发展的文化、商业和旅游中心。这里有 78 家餐馆、53 家商店、12 家酒吧和酒馆、两家银行和许多商业公司，与其他唐人街截然不同。
2. 杰拉德街是唐人街的中心。这里有时装店、餐馆，还有英国著名摇滚乐队齐柏林飞艇首次排练的地方。华人居住在这里，他们有一个社区中心。
3. 社区中心主席丘玉云说：“我们提供法律帮助、社会支持和咨询等服务——每年我们都会接到成千上万的问询。我们还提供许多不同的课程。唐人街有着浓厚的社区生活氛围，鼓励中国人的生活方式。在这里，你可以找到东西方文化的融合。”因此，唐人街不仅仅是一个提供美食的地方。对于许多华裔来说，唐人街提供了一个寻根的机会。
4. 丘谈到了一位来自中国香港的学生黄颖琦。她追随自己对建筑的热爱，于十年前移居英国。她很高兴看到唐人街充满浓郁的中国文化氛围。她制作了一幅名为“1888”的壁画。从远处看，它就像一碗米饭，但走近一看，就能看到 1888 张中国人的照片和其他与唐人街有关的照片。
5. 唐人街最好的餐厅是杰拉德街的皇龙轩。在那里，您可以享受到快捷的服务，员工也非常友好。餐厅的装潢更增添了宾至如归的气氛，您可以在这里品尝到热腾腾的美食。它位于唐人街的中心地带，因此颇具真正的中国文化风范。
6. 唐人街还会举行一些重要的华人庆祝活动。例如，2023 年 1 月 22 日，成千上万的人前来庆祝中国新年。庆祝活动从上午 10 点开始，首先是游行。有花车、中国龙狮队等。此外，还有音乐、舞蹈、杂技和武术表演。庆祝活动一直持续到 2 月 5 日。
7. 因此，如果您是中国人并居住在伦敦，唐人街是您最好的去处。思乡之情一扫而空！

Working with words:

B. Fill in the gaps with the correct words from the text.

1. The Great Wall of China is a huge tourist attraction .
 2. Huawei and BYD are business companies .
 3. Led Zeppelin and the Beatles are two very famous rock bands .
 4. If you are in trouble with the police, you need legal help .
 5. A(n) enquiry is a question that someone asks.
 6. He is a Chinese. He lives in London, but he wants to learn about his roots in China.
-
7. A painting on a wall is a(n) mural .
 8. The staff in the restaurant were all very friendly and helpful.
 9. As part of the Chinese New Year celebrations, there are always a lot of floats in the parade that goes through the streets of Chinatown for hours.
 10. When Jane was living in London, she often felt homesick because she missed her family in China.

Step 4 2C Listening&Speaking

Listening 1

Listening 2

Speaking

Listening 3

Listening 4

 **Asking for Directions in the “Cliff Village”**

A. What places are the people in the dialogues asking about? Fill in the blanks with the place names from the box.



the “cliff village”	the hotel	the hospital
the kindergarten	the open-air museum	the school

1. The person in dialogue 1 wants to go to the “cliff village” .
2. The person in dialogue 2 wants to go to the hospital .
3. The person in dialogue 3 wants to go to the open-air museum .

🔊 Asking for and Giving Directions

Listen and repeat after the recording.



- Excuse me. Is there a souvenir shop near here?
- The souvenir shop is opposite the open-air museum.
- Excuse me. I'm looking for the ladder to the "cliff village".
Can you help me, please?
- Excuse me. Can you tell me the way to the hospital, please?
- Take the first road on the left. But be careful. The road ends there.

Finding Your Way

A. Pair work: giving directions

- Student A wants to go to the post office. Student B gives directions.
- Student B wants to go to the police station. Student A gives directions.
- Student A chooses a place but does not tell student B what the place is. Student A only gives student B directions. Where does student B get to?
- This time, student B chooses the place and does the same exercise in 3 with student A.



Instructions

🔊 How is London's Chinatown?

A. Listen to three tourists talk about London's Chinatown and fill in the facts.



	Charlie	Selloy	Melanie
This person is from ...	<u>Miami Beach, Florida</u>	<u>Lisbon, Portugal</u>	<u>Chicago, USA</u>
Month of visit	<u>September</u>	<u>July</u>	<u>December</u>
Liked/Didn't like Chinatown	<u>Liked</u>	<u>Didn't like</u>	<u>Liked</u>

A. Listen to an interview with Sung Li, one of the organisers of Festival Asia, talking about next year's event and fill in the gaps.



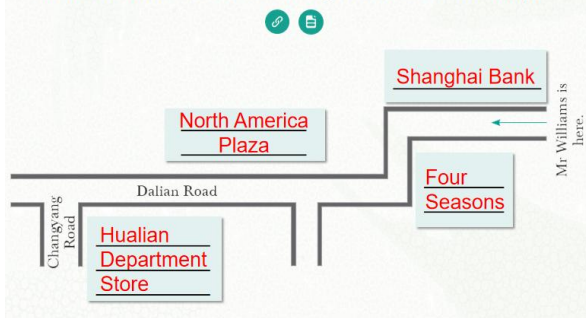
London Festival Asia is a **1. three-day event featuring** Eastern music, dance, **2. food**, fashion, martial arts, and lots more. It will take place at Tobacco Dock, near Tower **3. Hill**, from the 16th to the 18th of May. On the 16th of May, it will run **4. from 2 pm to 10 pm**, on the 17th it will run from 10 am to 10 pm, and on the 18th, **5. from 10 am to 7 pm**. Tickets **cost** **6. £ 15** for **adults** and **7. £ 10** for children over the age of 6. Children under the age of 6 are **8. free**.

Step 5 2D Viewing

Watch the videos and finish the exercises on page 40-41.

2D Viewing

C. How should Mr Williams go? Watch the video again and fill in the names of the buildings from B on the map.



2D Viewing

D. Watch the video once more and complete the sentences.



- Go **straight on** past that big Shanghai Bank over there.
- Let me **repeat that**.
- Sorry, **I didn't catch that**. What was the name of the restaurant?
- No, listen, you must **turn right** onto Dalian Road.
- You must go straight on past North America Plaza and then you **turn left**.
- The department store is on your left. You **can't miss** it.

Language summary: asking ways

- Excuse me. Is there a department store near here?
- Excuse me. I'm looking for a post office. Can you help me, please?
- Excuse me. Can you tell me the way to the hospital, please?
- Take the first road on the left.
- Turn right at the second road into Liverpool Street.
- Go straight on to the next traffic lights. Then turn right into High Street.
- Go straight on over

the crossing and the museum is on your left.

8. There's a department store on the corner of Bath Street and Bank Lane.

9. The post office is opposite the church in Barnes Road.

10. Thank you very much. Goodbye.

11. You're welcome. Goodbye.

12. Don't mention it. Bye now.

Step 6 Writing

1、概述

电子邮件 (Electronic Mail) 是一种方便、快捷的交流方式。它是一种通过因特网进行传递的电子信函形式。电子邮件已逐步取代以往的信件、电话、传真等通讯媒体，成为主要的信息交流方式之一。

2、基本写作格式

1) From: 发件人邮箱地址 (这里一定要写邮箱地址而不能写某人或某单位)

2) To: 收件人邮箱地址 (这里也一定要写邮箱地址)

3) Subject: 主题

4) Body: 正文

Subject 的内容要言简意赅，一般用简单的单词、短语来表达。

Body 正文通常采用写信的格式，只是不需要在正文的右上角写上日期。

Unit 2 Places

Writing

Emails about a trip

1 Betty is writing an email to her friend Linda about her trip to Chinatown in London. Rewrite the jumbled sentences back into Betty's email.

- Best wishes, Betty
- But I couldn't find it.
- He said that Macclesfield Street was the third on the left.
- He told me it was in Horse and Dolphin Yard, off Macclesfield Street.
- Hi, Linda,
- Hope to hear from you soon.
- I soon found the mural.
- I wanted to see Wing Kei Wong's mural.
- I was in Chinatown last summer.
- So I asked somebody for directions.
- It was like a bowl of rice.



Reference

Hi, Linda,

I was in Chinatown last summer. I wanted to see Wing Kei Wong's mural. But I couldn't find it. So I asked somebody for directions. He told me it was in Horse and Dolphin Yard, off Macclesfield Street. He said that Macclesfield Street was the third on the left. I soon found the mural. It was like a bowl of rice.
Hope to hear from you soon.

Best wishes,
Betty

Assignment

Write an email to Betty. Tell her about a trip you took. Write about where you went, where you stayed, what you saw, what you did, how long you were there for and any other interesting information. Write about 80-100 words.

Step 7 Grammar

Numbers (数词)

一、关于大数字读法

- 1.百位数与十位数或个位数之间通常用 and 连接, 如: 208 读作 two hundred and eight
- 2.千位数与百位数之间不必用 and 连接, 如: 5,500 读作 five thousand, five hundred
- 3.五位以上数字要用 thousand (千) 和 million (百万) 为单位来表示 (因为英语没有“万”和“亿”这两个词), 如: 500,000 读作 five hundred thousand / half a million

二、关于序数词读法

基数词表示数目, 序数词表示顺序。基数词都有其相应的序数词。大多数序数词是由基数词加-th 构成, 如:

four-fourth

以 y 结尾的基数词变为序数词时, 先把 y 变 i, 再加-eth, 如:

twenty-twentieth

以下几个序数词采用不规则形式:

one-first (可略作 1st)

two-second (可略作 2nd)

three-third (可略作 3rd)

five-fifth (可略作 5th)

eight-eighth, nine-ninth, twelve-twelfth

如:

第 21/21st 读作 twenty-first

三、关于分数、百分数、小数读法

1.分数由基数词和序数词组合而成: 分子由基数词表示, 分母由序数词表示。当分子为 1 时, 读时分母是单数形式, 当分子大于 1 时, 读时分母呈复数形式, 如:

1/3 读作 a/one third

2/3 读作 two thirds

2.百分数由基数词加百分号%合成。百分号的英语文字形式是 percent (或 per cent), 读作 /pe'sent/. 如:

5%读作 five percent

100%读作(a/one)hundred percent

3. 小数由基数词+小数点构成。小数点 point 读作/point/。小数点以前的数按基数词的规则读，小数点以后的数按个位基数词依次读出，如：

0.25 读作(zero)point two five

5.25 读作 five point two five

四、关于时刻读法

1.24 小时编时制时刻读法如下：

10.30 读作 ten thirty

13.52 读作 thirteen fifty-two

22.05 读作 twenty-two o five

2.12 小时编时制时刻读法如下：

8:15 读作(a) quarter past eight (或 eight fifteen)

9:45 读作(a) quarter to ten (或 nine forty-five)

4:30 读作 half past four (或 four thirty)

比较英国英语 (Br E) 和美国英语 (Am E) 的时刻读法：

5:45 (a) quarter to six (Br E)

(a) quarter to / of six (Am E)

2:15 (a) quarter past two (Br E)

(a) quarter after two (Am E)

五、关于年月日读法

1. 年份读法如下：

1816 读作 eighteen sixteen

1905 读作 nineteen o five

20KK 读作 two thousand and ten

2. 日期的写法和读法英美有所不同，如：

20KK 年 5 月 4 日，英国英语写作 4(th)May, 20KK (即日、月、年)，读作 the fourth of May, two thousand and ten；美国英语则写作 May 4, 20KK (即月、日、年)，读作 May the fourth, two thousand and ten。

Grammar Check

Numbers

A. Read these numbers.

- 23 twenty-three
- 110 one hundred and ten
- 208 two hundred and eight
- 786 seven hundred and eighty-six
- 5,500 five thousand, five hundred
- 10,000 ten thousand
- 52,365 fifty-two thousand, three hundred and sixty-five
- 500,000 five hundred thousand/half a million
- 152,344 one hundred and fifty-two thousand, three hundred and forty-four

B. Say the ordinals for these numbers.

1. 21 twenty-first
2. 42 forty-second
3. 63 sixty-third
4. 80 eightieth
5. 100 one hundredth
6. 101 one hundred and first
7. 542 five hundred and forty-second
8. 1,000 one thousandth
9. 1,000,000 one millionth

C. Read these fractions, percentages, and decimals.

1. $\frac{1}{2}$ an/one eighth
2. $\frac{3}{4}$ three quarters
3. $5\frac{1}{2}$ five and a half
4. $13\frac{3}{4}$ thirteen and three quarters
5. 0.33 (zero) point three three
6. 5.5 five point five
7. 13.75 thirteen point seven five
8. 25% twenty-five per cent
9. 0.5% (zero) point five per cent
10. 10.25% ten point two five per cent

Grammar Check

D. Read these times and dates.

1. 4.30 half past four/four thirty
2. 8.15 a quarter past eight/eight fifteen
3. 9.45 a quarter to ten/nine forty-five
4. 5.10 ten (minutes) past five/five ten
5. 6.35 twenty-five (minutes) to seven/six thirty-five
6. 8.03 three (minutes) past eight/eight o three
7. 9.55 five (minutes) to ten/nine fifty-five
8. 10.30 half past ten/ten thirty
9. February 1975 February, nineteen seventy-five
10. 3rd/3 January 1989 the third of January/January (the) third, nineteen eighty-nine

Unit 3 Shopping

一、教学目标：

1. Let students talk about shopping and shopping habits.
2. Get students to learn and grasp the important and useful words and expressions.
3. Make sure students can summarize the main idea of the text. Improve students' reading abilities.
4. Improve students' listening and speaking abilities.
5. Students can write an online advert to sell his or her article.
6. Students can master the usages of "adjectives".
7. By learning and discussing different shopping habits in different cultural backgrounds and different countries, students can develop healthy consumption habits and lifestyles, and enhance their sense of cultural self-confidence. (Ideological and Political Education)

二、教学重点

1. How to talk about shopping and shopping habits.
2. Get students to finish the listening and speaking exercises by using the words, phrases and sentence.

三、教学难点

1. Sentence patterns to talk about shopping and shopping habits.
Enable students to grasp some types of shops;
2. Enable students to master the International Alphabets and make dialogues by using places, occupations and personal information.
3. Enable students to master the language points.
4. Make sure students can grasp the comparative and the superlative.

四、素质(思政)内容与要求

By learning and discussing different shopping habits in different cultural backgrounds and different countries, students can develop healthy consumption habits and lifestyles, and enhance their sense of cultural self-confidence. (Ideological and Political Education)

五、教学手段：

Lecture method; Discussions and Practices

六、学时数

11 学时。

七、教学过程

Step 1 Brief summary of the unit

Topics:

- Kinds of retail outlets
- How supermarkets make shoppers buy
- The first supermarket
- Chinese clothing size converter
- Traditional shopping vs. online shopping
- eBay

Skills: Talking about shopping and shopping habits

- **Speaking:** Role-play: Shopping scenes
Giving a personal opinion about Internet use
- **Writing:** Comparing mail-order shopping and Internet shopping
A guided summary
- Project:** A shopping guide for your neighborhood

Grammar:

- **Adjectives: Comparison of adjectives**

Shopping Habits

- How often do your family shop?
- Where do you usually go shopping?

Useful Expressions

- weekly; daily
- occasionally during the week
- department stores; online retailers

Step 2 Warming up Develop healthy consumption habits and lifestyles, and enhance their sense of cultural self-confidence. (Ideological and Political Education)

Focus

A. Work with a partner. Match the pictures with an expression from the box.

department store	market	online retailer
shopping mall	small shop	supermarket



1. supermarket



2. market



3. corner shop



4. department store



5. shopping mall



6. online retailer (chemist's)

- | | | |
|--------------------------------|-----------------|------------------|
| ➤ chain store | corner shop | department store |
| ➤ market | online retailer | shopping mall |
| ➤ specialist store (chemist's) | street vendor | supermarket |

B. Where do you do your shopping?

	often	sometimes	never
department store	[]	[]	[]
online retailer	[]	[]	[]
market	[]	[]	[]
shopping mall	[]	[]	[]
supermarket	[]	[]	[]
small shop	[]	[]	[]

C. Talk about your own and your partner's shopping habits.

Useful Expressions

- I often/sometimes/never do my shopping/shop at a/an department store/ ...
- My partner/ (His/her name) does his/her shopping/shops online/ at a department store/...

Step 3 Text study (Passage A: People and Issues)

3.1 Ask your partner these questions and tell the class the answers you got:

- Do you make a list before you go shopping?
- If you make a list, do you always remember to take it with you?

- *If you make a list, do you only buy what is on the list or do you buy other things?*
- *Do you often buy more than you really need?*
- *Do you take a shopping bag with you?*
- *Do you buy bargains even though you don't really need them?*
- *Do you have a favourite shop? If you do, why is it your favourite shop?*
- *Are there any shops you do not like? Why?*

3.2 Background Information

online shopping

◇ online retailing, the act of purchasing products or services over the Internet

Key words:

physical stores
 online stores
 convenient
 bargain
 holiday season
 wait in long lines

consumerism

◇ a belief that encourages the purchase of goods and services in ever-greater amounts

◇ Key words:

◇ consumerist
 ◇ movement
 ◇ a set of policies
 ◇ regulate
 ◇ standard
 ◇ manufacturers
 ◇ in the interests of

impulse purchase

◇ impulse buying, an unplanned decision to buy a product or service, made just before a purchase

◇ Key words:

◇ impulse purchaser
 ◇ impulse buyer
 ◇ financial difficulty
 ◇ family disapproval
 ◇ feeling of guilt
 ◇ disappointment

3.3 Words and Expressions

expert	n.	专家
trolley	n.	手推车
purchase	n.	购置物
shopping list		购物单

pepper	<i>n.</i>	辣椒
sorted	<i>adj.</i>	properly arranged or planned 分选的
pre-packed	<i>adj.</i>	already packed 预先包装的
special offer		bargain 特价商品
packet	<i>n.</i>	小包, 小袋
bakery	<i>n.</i>	面包烘房
roll	<i>n.</i>	小圆面包
display	<i>n.</i>	陈列
canned	<i>adj.</i>	罐装的
bottled	<i>adj.</i>	瓶装的
frozen	<i>adj.</i>	冷冻的
goods	<i>n.</i>	货品
delicatessen	<i>n.</i>	熟食店
freshness	<i>n.</i>	新鲜食品
electrical	<i>adj.</i>	电气的
product	<i>n.</i>	商品
essential	<i>n.</i>	必需品
butter	<i>n.</i>	黄油
impulse item		一时冲动购买的商品
profit	<i>n.</i>	利润
brand name		品牌
processed food		加工食品
pre-cooked meal		半成品食品
profitable	<i>adj.</i>	money-making 盈利的
at eye level		齐眼的高度
checkout	<i>n.</i>	收银台
leaflet	<i>n.</i>	传单
loan	<i>n.</i>	贷款
insurance	<i>n.</i>	保险
mobile phone		移动电话
credit card		信用卡

3.4 Text

译文

被动消费

步入大型超市时, 千万不能大意! 那帮精明狡诈的人已经看到了你的到来。而他们正是那些让你变成购物狂的行家里手。

周六下午 3 点。你想到超市买些你需要的物品。东西不多——就是咖啡、牛奶和鸡蛋。你推了一辆手推车, 这是第一个错误。现在你根本感受不到购物篮内商品的重量, 自然你可能会越买越多。手推车又大又深, 其结果可以想见。

“进入超市, 首先会经过的是美丽的鲜花和植物。再往前走, 水果与蔬菜新鲜与自然的颜色映入眼帘。购物单上虽然没有蔬菜, 但是这些红椒、青椒和黄椒看上去如此诱人。它们已被分类、清洗而且包装好了——多么便利。而且还在特价优惠! 或许你会拿一盒。不管怎么说, 蔬菜对人有好处, 对不对? 接着你走到

了面包房。哦，新鲜的面包卷香气扑鼻！比昨天家里的面包好多了。或许你会就买一点儿……可是如此也就停不下来了。

来自销售专家的记录

1.店内通常会摆放新鲜的水果、蔬菜与鲜花。这会让准备购买超市内普通的罐装、瓶装和冷冻商品的顾客产生一种清新、健康的感觉。

2.入口处的特价优惠商品会让顾客开始购物。拿下第一件商品后，人们通常会欲罢不能了。

3.店内的装饰通常为绿色。这会令人感受清新自然。面包、鱼类和熟食柜台也要保持清新——勾起人们对从前购物的愉悦回忆。

4.许多大型超市现在还会向老主顾兜售其他商品——比如，衣服和电子产品。

5.生活必需品放在超市的后面。在拿到牛奶、鸡蛋或者奶油之前，顾客必须经过一大堆好看但并不真正需要的商品。而这些非必需的“一时冲动购买的商品”同时也是给超市带来丰厚利润的物品。

6.名牌产品和熟食等加工食物的利润很高，通常会被摆在眼睛平视就看得到的地方，以此吸引人们的注意。

7.留意结账柜台旁的杂志和糖果——店家促使顾客接着冲动购物的最后一个机会。留意超市提供其他服务的宣传单：贷款、保险、廉价旅行，甚至还有手机。

8.用超市的信用卡支付多么便利。先购物，后付款。欢迎再来哦。

3.4.1 Explanation of important words in detail.

1. purchase

n. something bought 购买的物品

e.g. The saleslady put my purchase into a beautiful bag.

女售货员把我的东西装进一个漂亮的袋子里。

v. 购买

e.g. He purchased a ticket and went up on the top deck.

他买了一张票，然后上到顶层甲板。

2. natural

adj. the way it was grown 自然的，天然的

e.g. My hair soon grew back to its natural colour.

我的头发很快又恢复了本色。

The gigantic natural harbour is a haven for boats.

这个巨型天然港是船只的避风港。

3. after all

used to say you must remember that 毕竟；别忘了

e.g. Why shouldn't Dan eat the cake? After all, he baked it.

为什么丹不该吃蛋糕？别忘了，还是他做的呢。

Don't blame him. After all, he's only a child.

别责怪他。别忘了，他还是个孩子。

4. bakery

n. where bread and cakes are made 面包房；面包店

e.g. A smell of bread drifted from some distant bakery.

一阵面包的香味从远处的面包房飘来。

The baker bakes his bread in the bakery.

面包师在面包房内烤面包。

5. display

n. show 展览, 陈列

e.g. A new kind of car was on display in the shop.

商店里正展出一种新汽车。

The jeweler's display showed the diamonds to advantage.

珠宝商的展示使那些钻石更为醒目。

6. essential

n. something necessary 必需品; 不可或缺之物

e.g. The flat contained the basic essentials for bachelor life.

那套公寓配有单身生活的基本必需品。

These foods are essentials for the healthy growth and development in children.

这些食物是孩子们健康成长和发育的必需品。

adj. 绝对必要的; 必不可少的; 基本的

e.g. It was absolutely essential to separate crops from the areas that animals used as pasture.

将庄稼和放牧区分开是绝对必要的。

Most authorities agree that play is an essential part of a child's development.

大多数权威人士都同意, 玩耍在孩子成长过程中起着非常重要的作用。

7. profitable

adj. money-making 盈利的; 有利润的; 赚钱的

e.g. Drug manufacturing is the most profitable business in America.

制药业是美国利润最丰厚的业务。

That business became profitable last year.

那项生意去年变得很赚钱。

8. profitability

n. 赢利能力; 收益性; 利益率

e.g. Changes were made in operating methods in an effort to increase profitability.

为了提高利润, 经营方式上发生了改变。

9. loan

n. money somebody lends you 贷款, 借款

e.g. The loan is due for repayment by the end of the year.

这笔借款要在年底还清。

I asked the bank to help me with a loan.

我请银行给我一笔贷款。

3.4.2 Explanation of important sentences.

Text A

重难点解析:

1. It's 3 o'clock on a Saturday afternoon.

我们一般说 in the afternoon, in the morning, at night, 但是专指某一天的上午、下午、夜里等, 或者当 morning, afternoon, night 这些名词前带有描述性的修饰语时, 介词则要用 on。如:

on a rainy afternoon (在一个下着雨的下午), on a starless night (在一个没有星星的夜晚), on a Tuesday morning (在一个周二的早晨), on a cold afternoon (在一个寒冷的下午)

2. Those red, green and yellow peppers look so delicious and fresh.

这里的 look 表示“看起来, 看上去”, 是系动词, 其后要接形容词。如:

(1) He looked tired. 他看上去很累。

(2) The village looks very beautiful. 村庄看上去很漂亮。

3. Milk, eggs or butter are always at the back of the shop.

“at the back of”一般表示“在……后部”, 英国人也用“at the back of”表示“在……后面”。例如:

(1) Two boys got on the bus and sat at the back of the bus. 两个男孩上了公交车, 坐在了后部。

(2) At the back of the house is a garden. 房子后面是一个花园。

4. So shoppers must pass many things that are nice but that they don't really need.

一般来说, 一个词后面的定语从句中如果关系词充当宾语, 这个关系词可以省略。但是当这个词有两个或两个以上定语从句修饰, 且由 and, but, or 等连词连接时, 第一个定语从句中那个作宾语的关系代词可以省略, 但其余定语从句中作宾语的关系词不能省略。如:

(1) This is the novel (which) I bought last week and which I found rather interesting. 这是我上周买的那本小说, 我觉得很有意思。

(2) There are some people (whom) you always talk to and whom you will never forget. 有些人你总是和他们交谈, 这些人你也永远不会忘记。

3.5 Working with words

Directions: Complete the sentences with the missing prepositions and adverbs.
Some words can be used more than once.

about	after	at	in	into
near	out	on	with	

1. Watch _____ when you go _____ a supermarket.

2. Supermarket managers are good _____ making people buy more.

3. The red peppers are _____ special offer.

4. They put special offers _____ the entrance to help shoppers start shopping.

5. _____ shoppers have one item _____ their trolley, other items follow more easily.

6. Milk and eggs are always _____ the back of the shop.

7. At the checkout there is information _____ the other services the supermarket offers.
8. Customers can pay _____ the supermarket's own credit card.

Key: 1, out, into 2, at 3, on 4, near, 5, after, in
6, at 7, about 8, with

Assignments:

P.50-51 Ex. A & Ex.3

Step 4 Listening & Speaking

1. Listening 1:

Supermarkets

Directions: Listen to the radio report and then decide whether the following statements are true (T) or false (F).

True False

1. Michael J. Cullen had an ordinary grocery store.
2. Michael's idea was to tell customers to fetch goods from the shelves themselves.
3. Cullen had to do three things to make his idea work.
4. Michael sorted goods into groups like 'fruit and vegetables', 'meat' for example.
5. Customers had to pack the goods into small packets.
6. Cullen opened the world's first real supermarket in New York on 14 September 1930.

keys: T T F T F F

2. Listening 2: A trip to town

Directions: 1. Listen and link photos a-c to the dialogues 1-3.



- a. camera shop b. farmer's market c. supermarket
- Dialogue 1. _____ c _____ 2. _____ b _____ 3. _____ a _____

Directions: 2. Listen again and fill in the table with the correct answer from the box to each question.

A farmer	Paying for groceries	£58
A shop assistant	Buying eggs	£0.65
A checkout assistant	Buying a camera	£5.73

1. Who is Jinjing talking to?

Dialogue 1: _____; Dialogue 2: _____;

Dialogue 3: _____

2. What is she doing?

Dialogue 1: _____; Dialogue 2: _____;

Dialogue 3: _____

3. How much has she to pay?

Dialogue 1: _____; Dialogue 2: _____;

Dialogue 3: _____

Script:

Listening 1

Supermarket

Michael J. Cullen had a grocery store in New York. Business was all right, but he wanted to do much better. Then he had an idea: he would tell customers to fetch goods from the shelves themselves and pay for them as they left the store. For this to work, he had to do two things. First, he had to sort goods into groups, fruit and vegetables, and meat, for example. Secondly, he had to pack and price goods in individual portions. His assistants didn't serve customers any longer. They just packed goods and filled shelves.

Cullen opened America's first real supermarket in New York on 4 August 1930. And it was an immediate success. When he died just six years later, there were already seventeen 'King Kullen' supermarkets in the USA.

Cullen's idea of having separate food departments and selling large amounts of food at discount prices soon changed food retailing throughout the world.

Michael J. Cullen opened America's first real supermarket and made it a great success. His supermarket operation and original food retailing mode influenced the whole world.

Listening 2

A trip to town

Dialogue 1

CA = checkout assistant

CA Hello.

Jinjing Hi.

CA Can I help you pack your purchases?

Jinjing Thanks, but I'm fine. I've only got a few things — some coffee and sugar and some cans of coke.

CA Right ... That's five seventy-five, please.

Jinjing Here's my credit card.

CA Thanks. And do you have a loyalty card?

Jinjing Oh, yes, here you are.

CA Could you enter your PIN, please?

Jinjing Sure.

CA Thank you. Here are your cards.

Jinjing Thanks. Bye.

CA Bye.

Dialogue 2

Jinjing How much are the eggs, please?

Farmer The large ones are one fifty a dozen.

Jinjing Er ... one fifteen, did you say?

Farmer No, sorry. I'm afraid they're one fifty. You see, they're organic. And organic produce has to be a bit more expensive than ordinary food.

Jinjing I see. And the medium-size eggs?

Farmer One thirty.

Jinjing Fine, well, I don't need many. Just half a dozen, please.

Farmer Right. One small box of medium-size eggs. Here you are, Miss. And I promise you they're the best eggs in the world. Not like the rubbish they sell you in the supermarket!

Dialogue 3

SA = shop assistant

SA :Good morning. Can I help you?

Jinjing:Well, yes. I'm interested in a digital camera. But the problem is that I don't want to pay more than about sixty pounds, say.

SA:That's no problem, madam. I can show you three models at about that price. How about this Canon, for example. That's a very good camera.

Jinjing:Oh yes. I had a Canon before. How much does this one cost?

SA: Sixty-five pounds ninety-five. It has ten megapixels, which is more than enough for most purposes.

Jinjing:Okay, but what about the price? Do you have anything cheaper?

SA: Well, yes, I do. At fifty-eight pounds, this Nikon L23 is quite a lot cheaper because it's on special offer. It has ten megapixels, too.

Jinjing:Oh, fine. I'd like the Nikon, then, please.

SA: Certainly, madam.

3. Listening 3

Shopping dialogue

Assistant:Good morning. Can I help you?

Anna: Well, yes. I'm looking for a tracksuit. You know, the ones in the sale.

Assistant: Oh, yes. The track suits in the sale are over here. Let me show you. Yes, well, here we are. What size are you? 38?

Anna: That's right. I'm size 38.

Assistant: Okay. Let's see. What about this one? It's thirty percent below normal price.

Anna: Yes, but it's red. I like jogging and red attracts dogs. I'd like blue or green if possible.

Assistant: Fine. What about this green one, then?

Anna: Yes, but it's polyester, isn't it? I don't like that. I'd like pure cotton, please.

Assistant: All right. Let me see. Well, this one is pure cotton and it's the right size and colour, too.

Anna: yes. I like that. And what about the price?

Assistant: Well, it's exactly half price. Thirty-five euros instead of seventy.

Anna: Perfect. I'll take it, please.

Assistant: Fine. Would you like to come this way to the checkout?

4. Speaking

Going shopping

A. Work with a partner. Use the dialogue guide to role-play the shopping scene. Change roles several times.

Going Shopping	
Shop assistant	Customer
Ask the customer if you can help him/her.	Tell the shop assistant that you are looking for a T-shirt size M.
Tell the customer you have a T-shirt size M in blue.	Tell the shop assistant you don't like blue. You would like a T-shirt in white.
Tell the customer that you have the T-shirt in white.	Ask the shop assistant how much it costs.
Tell the customer that it costs \$25.	Tell the shop assistant it is too expensive. You are looking for something cheaper.
Tell the customer that you have some T-shirts on special offer.	Ask the shop assistant how much they cost.
Tell the customer they cost \$15.	Tell the shop assistant you will buy a white T-shirt for \$15.

B. Change the coloured parts of the dialogue in A to make your dialogue different. Present your changed dialogue to the class.

CLOTHING SIZE CONVERTER

International	XXS	XS	S	M	L	XL	XXL
US	0	2	4-6	8-10	12-14	16-18	20-22
European	32-34	34	34-36	38-40	42	44	46

Practise the sizes with a partner.

Model Dialogue

A I'm an international size M.

That is a US 8 to 10, or a European 38 to 40. **B**

A What is a US size 16 in Europe?

It's a European 44. **B**

Step 4 Viewing

Watch the videos and finish the exercises on page 64.

Shopping on the Internet

- 1) Before you watch, think about what you buy on the Internet and why.
- 2) Try to match the problems Anna mentions with the answers from Stella. Then watch the video and check your answers.



2 Try to match the problems Anna mentions with the answers from Stella. Then watch the video and check your answers.

Subtitle

Anna

- f 1 How can I return it if I don't like it?
- c 2 Can you help me? I don't have an account.
- b 3 Isn't it more expensive than in the shops?
- a 4 What about my credit card details?
- d 5 It is my daughter's birthday next week and she wants a new bicycle.
- e 6 The bike will not come in time.

Stella

- a I use Alipay. It's totally secure.
- b No, it is usually cheaper.
- c Of course I will.
- d You can find almost everything on Taobao.
- e You can order it express.
- f You can send it back and the seller will pay the cost.

C. Tick (✓) the correct answers.



- 1. It's Anna's daughter's birthday next Thursday | Monday.
- 2. Today is Wednesday | Thursday.
- 3. Buying on Taobao is usually cheaper | more expensive than buying in the shops.
- 4. Last month Stella needed a new computer | rice cooker.
- 5. Express is faster and cheaper | faster but costs a little more.

Assignment: review

Step 5 Writing

Online adverts

Read the online adverts and answer the questions in the "TIPS" box.

TIPS

An online advert usually includes the following information:

- What is being sold?
- How old is the article? or Is it new / nearly new / used, etc?
- What colour is it?
- Why is the seller selling it?
- How much does the seller want for it?
- Are there any important technical or other details? What are they?

Marrion mountain bike *Almost new*

I bought it last August for my wife, but she has only used it three times! So I want to sell it. 24-inch wheel size, disc brakes, 21 gears. Easy to ride. Suitable for both men and women. Green and black in colour.

Cost new: ¥1099 RMB. Sell for ¥415 RMB. A bicycle lock is included. Price is fixed.



Basic information

iPad2 (16G), black
Practically new
Sell for ¥850 RMB

Detailed information

Used for only 5 months. Then a friend gave me an iPad Air as a gift. So I want to sell this one. Very well preserved, no scratches at all. Only accept local transaction.

Step 6 Telling China's Stories

Work in small groups. Produce a simple shopping guide to your neighbourhood, and then present it — in English — to the rest of the class.

Instructions

- Draw a simple street plan of your neighbourhood. Don't forget to leave enough space for English labels!
- Mark on the street plan as many shops, markets, restaurants etc as you can. The photos in the Focus section will help you to do this.
- You can use a different colour for each kind of shops, e.g. green for all the food shops.

Prepare to answer questions like these:

- How many shops are there in your neighbourhood?
- What goods do the shops sell? Which goods are most common? Are there any goods that you can't buy in your neighbourhood at all?
- Are new shops opening? Are shops closing?
- Which shop does your group think is the best?

Step 7 Grammar

Adjectives (形容词)

一、形容词分类

形容词，就词的构成来说，分为单词形容词和复合形容词。

1. 单词形容词又可分为：

- [1] 不带前 / 后缀的形容词，如 good (好), bad (坏), difficult (难), easy (易)。
- [2] 带前 / 后缀的形容词，如 impossible (不可能的), informal (非正式的), careful (小心的), healthy (健康的), enjoyable (令人愉快的), unfriendly (不友好的)。
- [3] 分词形式的形容词，如 a missing person (失踪者), a moving staircase (自动扶梯), a married man (已婚男子), precooked food (半成品食物)。

二、形容词的句法功能

形容词的句法功能有二：作定语和作表语。

1. 作定语通常前置，如上述各例所示。又如 a funny joke (有趣的笑话), a foggy night (雾夜), a wealthy family (有钱人家), an icy wind (冰冷的风)。间或后置，如要放在 something, anything, nothing 等合成词之后，例如：

Do you have anything cheaper? 有便宜一些的吗?

There's nothing better than this. 没有比这个再好的了。 _

2. 作表语常见于“连系动词+表语”结构，例如在动词 be 之后：

I'm Chinese. 我是中国人。

(I'm) pleased to meet you. 很高兴认识您 / 幸会。

You're welcome. 不客气。

又例如在 look, smell, feel, seem, appear, become, get, stay, come 等动词之后：

This looks very good. 这看起来很好。

This flower smells sweet. 这花散发香气。

I feel / am feeling bad today. 我今天心情不好。

Complete the following sentences

A. Complete the following sentences.

Examples

There is a lot of fog today. → It is foggy today.

1. There are a lot of clouds today. → It is cloudy today.
2. There is a lot of wind today. → It is windy today.
3. There is a lot of rain today. → It is rainy today.
4. The room is full of dust. → It is a dusty room.
5. The road is covered with mud. → It is a muddy road.

B. Complete the following sentences.

Examples

1. The girl is 20 years old. → She is a 20-year-old girl.

2. The wall is 10 feet high. → It is a 10-foot wall.

1. The boy is 18 years old. → He is an 18-year-old boy.
2. The boat is seven feet long. → It is a seven-foot boat.
3. The plan covers five years. → It is a five-year plan.
4. The building is 100 years old. → It is a 100-year-old building.
5. The material is of the first class. → It is first-class material.

C. Replace the verb “be” in these sentences with a different linking verb.

Examples

This old dictionary is useful.

→ This old dictionary seems useful.

- | | |
|---------------------------------------|---|
| 1. Mr Jones <u>was</u> angry. | → Mr Jones lo <u>ok</u> ed angry. |
| 2. The Millers <u>are</u> busy. | → The Millers se <u>em</u> busy. |
| 3. The room <u>is</u> damp. | → The room sm <u>ell</u> s damp. |
| 4. His hands <u>were</u> dirty. | → His hands g <u>o</u> t dirty. |
| 5. The chairs <u>are</u> comfortable. | → The chairs f <u>ee</u> l comfortable. |
| 6. The river <u>is</u> muddy. | → The river ap <u>pear</u> s muddy. |

Assignment

You want to sell something on the Internet, for example your bicycle, your MP3 player, your mobile phone, a nearly new pullover etc. Write an advert to sell your article.